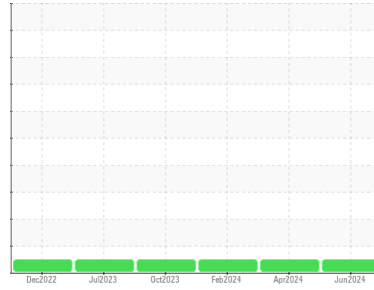




OIL ANALYSIS REPORT

Sample Rating Trend



NORMAL



Machine Id

L-441

Component

Transmission (Manual)

Fluid

JOHN DEERE HY-GARD HYD/TRANS (--- GAL)

DIAGNOSIS

Recommendation

Resample at the next service interval to monitor.

Wear

All component wear rates are normal.

Contamination

There is no indication of any contamination in the oil.

Fluid Condition

The condition of the oil is acceptable for the time in service.

SAMPLE INFORMATION		method	limit/base	current	history1	history2
Sample Number	Client Info			WC0878628	WC0878634	WC0703736
Sample Date	Client Info			19 Jun 2024	25 Apr 2024	01 Feb 2024
Machine Age	hrs	Client Info		3255	2860	2315
Oil Age	hrs	Client Info		940	1739	2315
Oil Changed	Client Info			Changed	Not Changd	Changed
Sample Status				NORMAL	NORMAL	NORMAL

CONTAMINATION		method	limit/base	current	history1	history2
Water	WC Method		>0.1	NEG	NEG	NEG

WEAR METALS		method	limit/base	current	history1	history2
Iron	ppm	ASTM D5185m	>200	7	17	34
Chromium	ppm	ASTM D5185m	>5	0	<1	<1
Nickel	ppm	ASTM D5185m	>5	0	0	<1
Titanium	ppm	ASTM D5185m		0	0	<1
Silver	ppm	ASTM D5185m	>7	0	0	0
Aluminum	ppm	ASTM D5185m	>25	<1	0	<1
Lead	ppm	ASTM D5185m	>45	0	0	<1
Copper	ppm	ASTM D5185m	>225	5	4	11
Tin	ppm	ASTM D5185m	>10	0	0	<1
Vanadium	ppm	ASTM D5185m		0	0	0
Cadmium	ppm	ASTM D5185m		0	0	<1

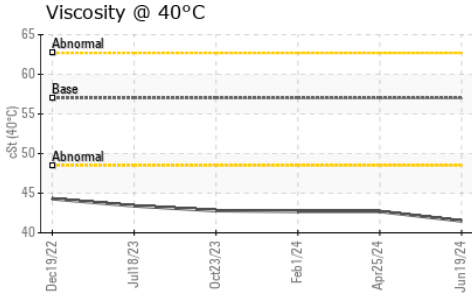
ADDITIVES		method	limit/base	current	history1	history2
Boron	ppm	ASTM D5185m	6	56	68	8
Barium	ppm	ASTM D5185m	0	0	0	0
Molybdenum	ppm	ASTM D5185m	0	0	1	2
Manganese	ppm	ASTM D5185m		<1	<1	1
Magnesium	ppm	ASTM D5185m	145	39	8	86
Calcium	ppm	ASTM D5185m	3570	2933	3373	3253
Phosphorus	ppm	ASTM D5185m	1290	1028	1125	1036
Zinc	ppm	ASTM D5185m	1640	1205	1348	1321
Sulfur	ppm	ASTM D5185m		3827	3743	3611

CONTAMINANTS		method	limit/base	current	history1	history2
Silicon	ppm	ASTM D5185m	>125	14	17	28
Sodium	ppm	ASTM D5185m		10	11	15
Potassium	ppm	ASTM D5185m	>20	2	0	1

VISUAL		method	limit/base	current	history1	history2
White Metal	scalar	*Visual	NONE	NONE	NONE	NONE
Yellow Metal	scalar	*Visual	NONE	NONE	NONE	NONE
Precipitate	scalar	*Visual	NONE	NONE	NONE	NONE
Silt	scalar	*Visual	NONE	NONE	NONE	NONE
Debris	scalar	*Visual	NONE	NONE	NONE	NONE
Sand/Dirt	scalar	*Visual	NONE	NONE	NONE	NONE
Appearance	scalar	*Visual	NORML	NORML	NORML	NORML
Odor	scalar	*Visual	NORML	NORML	NORML	NORML
Emulsified Water	scalar	*Visual	>0.1	NEG	NEG	NEG
Free Water	scalar	*Visual		NEG	NEG	NEG



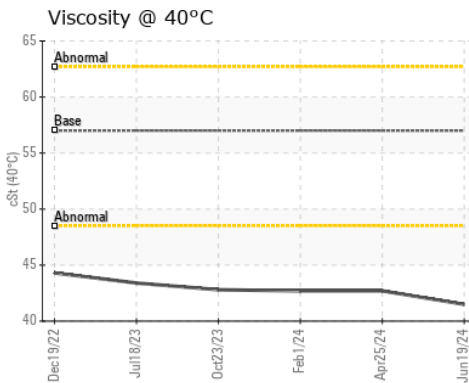
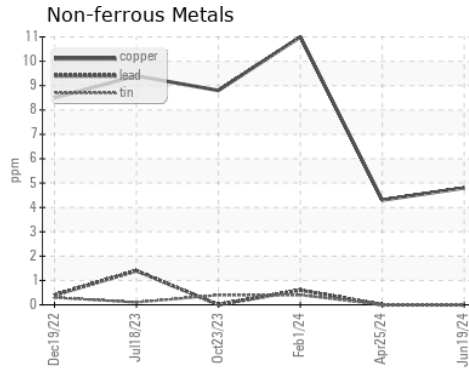
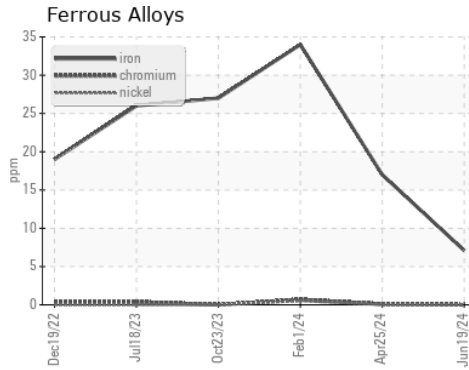
OIL ANALYSIS REPORT



FLUID PROPERTIES	method	limit/base	current	history1	history2	
Visc @ 40°C	cSt	ASTM D445	57.0	41.5	42.7	42.7

SAMPLE IMAGES	method	limit/base	current	history1	history2
Color				no image	no image
Bottom				no image	no image

GRAPHS



Certificate L2367

Laboratory : WearCheck USA - 501 Madison Ave., Cary, NC 27513
Sample No. : WC0878628 **Received** : 25 Jun 2024
Lab Number : 06220188 **Tested** : 26 Jun 2024
Unique Number : 11098385 **Diagnosed** : 27 Jun 2024 - Sean Felton
Test Package : CONST

DUKE LAZZARA
 4201 FAYETTEVILLE RD
 RALEIGH, NC
 US 27603
 Contact: BRANDON BYRUM
 b.byrum@dukellazzara.com

To discuss this sample report, contact Customer Service at 1-800-237-1369.

* - Denotes test methods that are outside of the ISO 17025 scope of accreditation.

Statements of conformity to specifications are based on the simple acceptance decision rule (JCGM 106:2012)

T:
F: