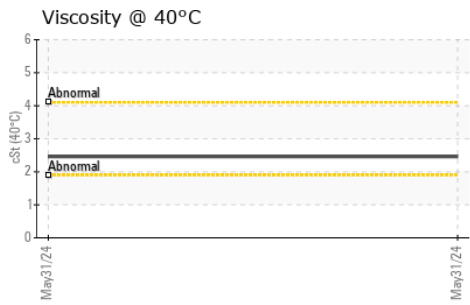

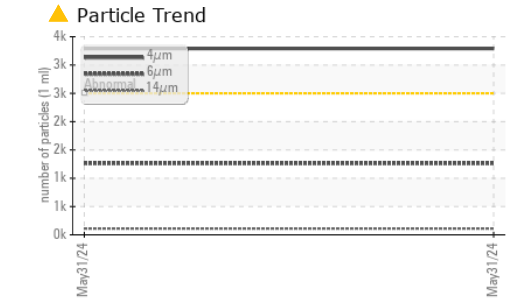
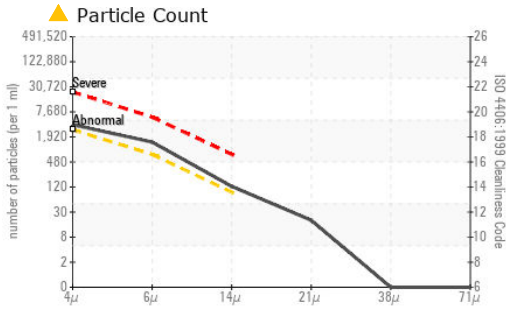

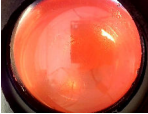


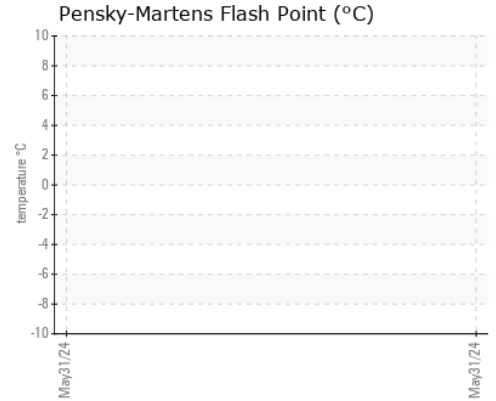


FUEL REPORT



SAMPLE IMAGES	method	limit/base	current	history1	history2
Color				no image	no image
Bottom				no image	no image

GRAPHS



Certificate L2367

Laboratory : WearCheck USA - 501 Madison Ave., Cary, NC 27513
Sample No. : DC0036935
Lab Number : 06220268
Unique Number : 11098465
Test Package : DF-5 (Additional Tests: API, Cetane, Fuel, PrtCount, Screen)

KELLY GENERATOR & EQUIPMENT INC
 1955 DALE LN
 OWINGS, MD
 US 20736
 Contact: LESLIE SNURR
 LSNURR@KGE.COM
 T: (410)257-5225
 F: (410)257-5227

To discuss this sample report, contact Customer Service at 1-800-237-1369.

* - Denotes test methods that are outside of the ISO 17025 scope of accreditation.

Statements of conformity to specifications are based on the simple acceptance decision rule (JCGM 106:2012)