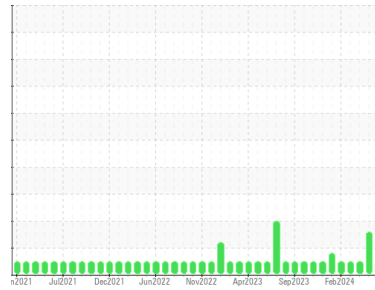




# OIL ANALYSIS REPORT

Sample Rating Trend



**NORMAL**



Area

**Environmental**

Machine Id

**RTO 4 Hydraulic Unit (S/N EN242)**

Component

**Hydraulic System**

Fluid

**DEXRON III (--- GAL)**

## DIAGNOSIS

### Recommendation

Little or no information is provided as to the component and lubricant being tested. Recommendations are therefore generic in nature and may not apply to the current application. Please forward information as to equipment type, reservoir capacity, lubricant type and any pertinent information to allow for a more accurate assessment. Resample at the next service interval to monitor. NOTE: Please provide information regarding reservoir capacity, filter type and micron rating with next sample. Please specify the brand, type, and viscosity of the oil on your next sample.

### Wear

All component wear rates are normal.

### Contamination

The system cleanliness is acceptable for your target ISO 4406 cleanliness code. The system and fluid cleanliness is acceptable.

### Fluid Condition

The AN level is acceptable for this fluid. The condition of the oil is suitable for further service.

SAMPLE INFORMATION		method	limit/base	current	history1	history2
Sample Number	Client Info			<b>WC0895151</b>	WC0895141	WC0895062
Sample Date	Client Info			<b>08 Jul 2024</b>	30 May 2024	23 Apr 2024
Machine Age	hrs	Client Info		<b>0</b>	0	0
Oil Age	hrs	Client Info		<b>0</b>	0	0
Oil Changed	Client Info			<b>N/A</b>	N/A	N/A
Sample Status				<b>NORMAL</b>	ABNORMAL	NORMAL

CONTAMINATION		method	limit/base	current	history1	history2
Water	WC Method		>0.05	<b>NEG</b>	NEG	NEG

WEAR METALS		method	limit/base	current	history1	history2
Iron	ppm	ASTM D5185m	>20	<b>11</b>	13	13
Chromium	ppm	ASTM D5185m	>20	<b>0</b>	0	0
Nickel	ppm	ASTM D5185m	>20	<b>0</b>	0	0
Titanium	ppm	ASTM D5185m		<b>0</b>	<1	0
Silver	ppm	ASTM D5185m		<b>0</b>	0	0
Aluminum	ppm	ASTM D5185m	>20	<b>0</b>	1	<1
Lead	ppm	ASTM D5185m	>20	<b>0</b>	2	2
Copper	ppm	ASTM D5185m	>20	<b>27</b>	31	29
Tin	ppm	ASTM D5185m	>20	<b>&lt;1</b>	2	<1
Vanadium	ppm	ASTM D5185m		<b>0</b>	0	0
Cadmium	ppm	ASTM D5185m		<b>0</b>	0	0

ADDITIVES		method	limit/base	current	history1	history2
Boron	ppm	ASTM D5185m		<b>71</b>	81	72
Barium	ppm	ASTM D5185m		<b>0</b>	<1	0
Molybdenum	ppm	ASTM D5185m		<b>0</b>	0	0
Manganese	ppm	ASTM D5185m		<b>0</b>	<1	<1
Magnesium	ppm	ASTM D5185m		<b>2</b>	1	0
Calcium	ppm	ASTM D5185m		<b>104</b>	101	101
Phosphorus	ppm	ASTM D5185m		<b>261</b>	256	240
Zinc	ppm	ASTM D5185m		<b>38</b>	33	33
Sulfur	ppm	ASTM D5185m		<b>1107</b>	1003	979

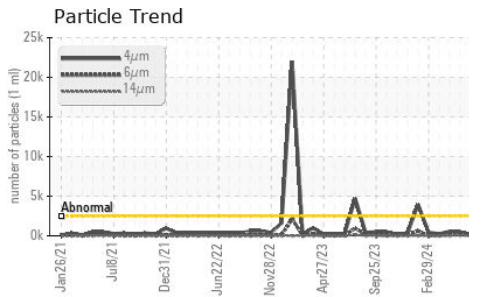
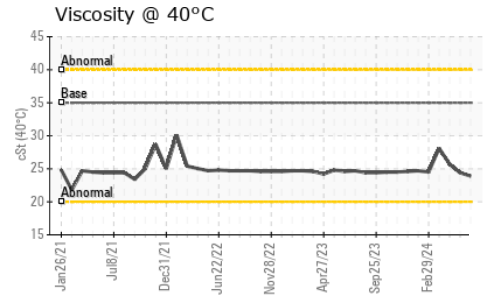
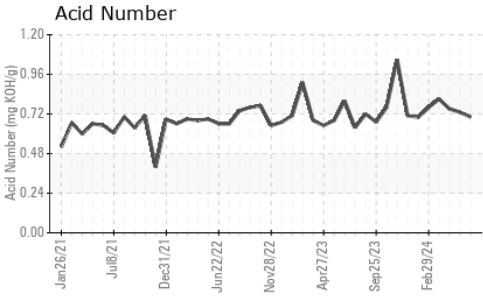
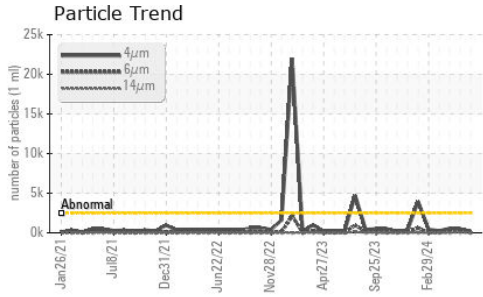
CONTAMINANTS		method	limit/base	current	history1	history2
Silicon	ppm	ASTM D5185m	>15	<b>&lt;1</b>	2	1
Sodium	ppm	ASTM D5185m		<b>13</b>	14	13
Potassium	ppm	ASTM D5185m	>20	<b>0</b>	2	<1

FLUID CLEANLINESS		method	limit/base	current	history1	history2
Particles >4µm	ASTM D7647		>2500	<b>202</b>	487	545
Particles >6µm	ASTM D7647		>640	<b>32</b>	265	151
Particles >14µm	ASTM D7647		>80	<b>3</b>	45	9
Particles >21µm	ASTM D7647		>20	<b>1</b>	15	1
Particles >38µm	ASTM D7647		>4	<b>0</b>	2	0
Particles >71µm	ASTM D7647		>3	<b>0</b>	0	0
Oil Cleanliness	ISO 4406 (c)		>18/16/13	<b>15/12/9</b>	16/15/13	16/14/10

FLUID DEGRADATION		method	limit/base	current	history1	history2
Acid Number (AN)	mg KOH/g	ASTM D8045		<b>0.70</b>	0.73	0.75




# OIL ANALYSIS REPORT



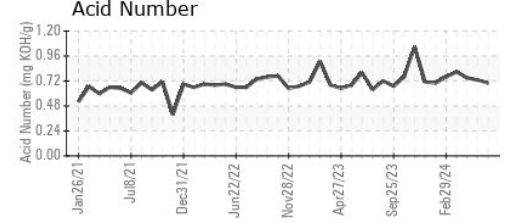
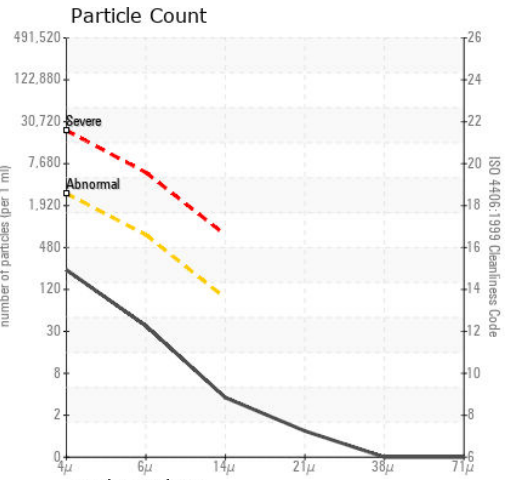
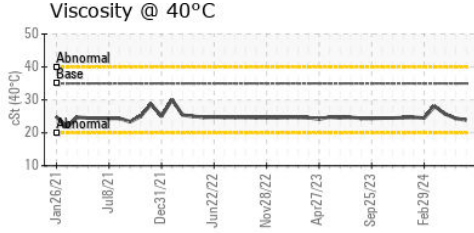
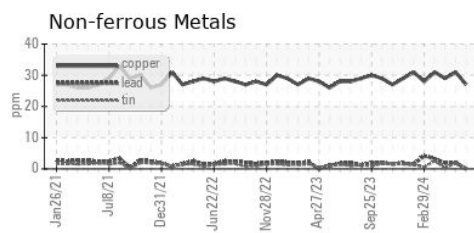
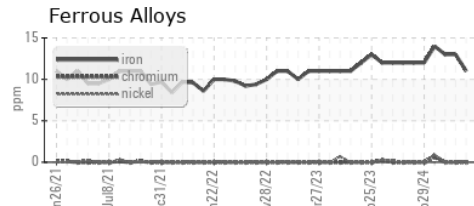
VISUAL	method	limit/base	current	history1	history2
White Metal	scalar	*Visual	NONE	NONE	NONE
Yellow Metal	scalar	*Visual	NONE	NONE	NONE
Precipitate	scalar	*Visual	NONE	NONE	NONE
Silt	scalar	*Visual	NONE	NONE	NONE
Debris	scalar	*Visual	NONE	NONE	NONE
Sand/Dirt	scalar	*Visual	NONE	NONE	NONE
Appearance	scalar	*Visual	NORML	NORML	NORML
Odor	scalar	*Visual	NORML	NORML	NORML
Emulsified Water	scalar	*Visual	>0.05	NEG	0.2%
Free Water	scalar	*Visual		NEG	NEG

FLUID PROPERTIES	method	limit/base	current	history1	history2
Visc @ 40°C	cSt	ASTM D445	35.0	23.9	24.4

SAMPLE IMAGES	method	limit/base	current	history1	history2
---------------	--------	------------	---------	----------	----------



## GRAPHS



**Laboratory** : WearCheck USA - 501 Madison Ave., Cary, NC 27513  
**Sample No.** : WC0895151  
**Lab Number** : 06233832  
**Unique Number** : 11122666  
**Test Package** : IND 2  
**Received** : 11 Jul 2024  
**Tested** : 12 Jul 2024  
**Diagnosed** : 12 Jul 2024 - Wes Davis

**J.M. Huber Corporation**  
 PO BOX 38  
 CRYSTAL HILL, VA  
 US 24539  
 Contact: Ted Hudson  
 ted.hudson@huber.com  
 T: (434)476-6628  
 F: (434)476-8133

To discuss this sample report, contact Customer Service at 1-800-237-1369.  
 \* - Denotes test methods that are outside of the ISO 17025 scope of accreditation.  
 Statements of conformity to specifications are based on the simple acceptance decision rule (JCGM 106:2012)