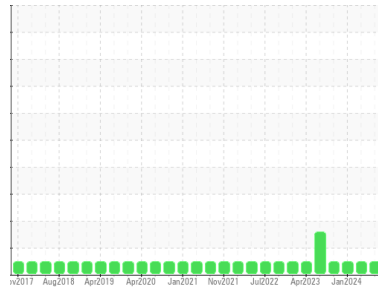




OIL ANALYSIS REPORT

Sample Rating Trend



NORMAL



Area
87
 Machine Id
[87] A87 FES
 Component
Center Refrigeration Compressor
 Fluid
BVA ALKYL 300 (83 GAL)

DIAGNOSIS

Recommendation

Resample at the next service interval to monitor. (Customer Sample Comment: Oil is BVA Alkyl 300)

Wear

All component wear rates are normal.

Contamination

The water content is negligible. There is no indication of any contamination in the oil.

Fluid Condition

The AN level is acceptable for this fluid. The condition of the oil is suitable for further service.

SAMPLE INFORMATION

	method	limit/base	current	history1	history2
Sample Number	Client Info		HPL0004881	HPL0003915	HPL0003002
Sample Date	Client Info		08 Jul 2024	11 Apr 2024	03 Jan 2024
Machine Age	hrs	Client Info	0	0	0
Oil Age	hrs	Client Info	4100	2660	1220
Oil Changed	Client Info		Not Chngd	Not Chngd	Not Chngd
Sample Status			NORMAL	NORMAL	NORMAL

WEAR METALS

	method	limit/base	current	history1	history2
Iron	ppm	ASTM D5185m >8	<1	2	<1
Chromium	ppm	ASTM D5185m >2	0	0	<1
Nickel	ppm	ASTM D5185m	0	<1	<1
Titanium	ppm	ASTM D5185m	0	0	<1
Silver	ppm	ASTM D5185m >2	0	0	0
Aluminum	ppm	ASTM D5185m >3	<1	0	2
Lead	ppm	ASTM D5185m >2	0	0	<1
Copper	ppm	ASTM D5185m >8	0	2	<1
Tin	ppm	ASTM D5185m >4	<1	<1	1
Vanadium	ppm	ASTM D5185m	0	0	0
Cadmium	ppm	ASTM D5185m	0	0	<1

ADDITIVES

	method	limit/base	current	history1	history2
Boron	ppm	ASTM D5185m	0	0	0
Barium	ppm	ASTM D5185m	0	0	0
Molybdenum	ppm	ASTM D5185m	0	0	<1
Manganese	ppm	ASTM D5185m	0	1	<1
Magnesium	ppm	ASTM D5185m	0	<1	0
Calcium	ppm	ASTM D5185m	0	<1	0
Phosphorus	ppm	ASTM D5185m	0	8	21
Zinc	ppm	ASTM D5185m	0	0	0
Sulfur	ppm	ASTM D5185m	0	0	0

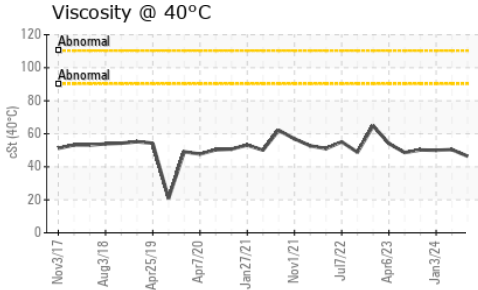
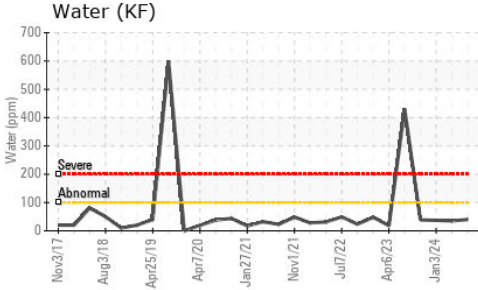
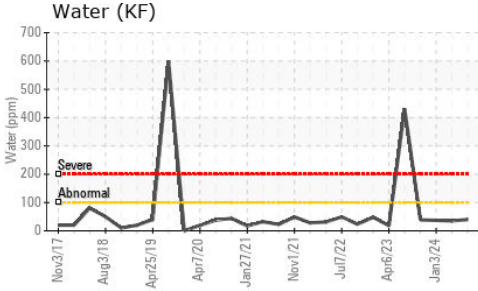
CONTAMINANTS

	method	limit/base	current	history1	history2
Silicon	ppm	ASTM D5185m >15	<1	0	<1
Sodium	ppm	ASTM D5185m	<1	3	0
Potassium	ppm	ASTM D5185m >20	<1	<1	1
Water	%	ASTM D6304 >0.01	0.004	0.003	0.003
ppm Water	ppm	ASTM D6304 >100	40	35	37

FLUID DEGRADATION

	method	limit/base	current	history1	history2
Acid Number (AN)	mg KOH/g	ASTM D974	0.014	0.028	0.014


OIL ANALYSIS REPORT



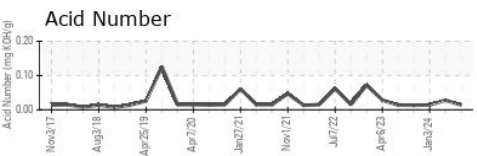
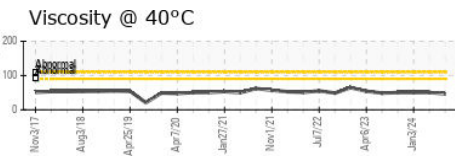
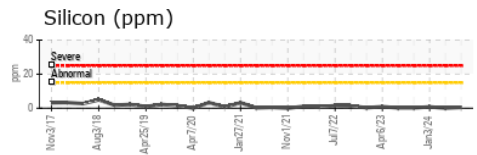
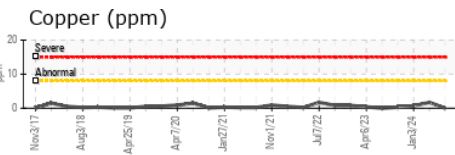
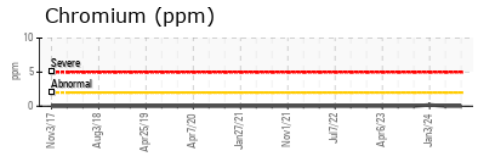
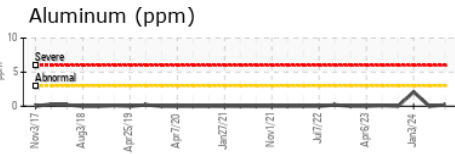
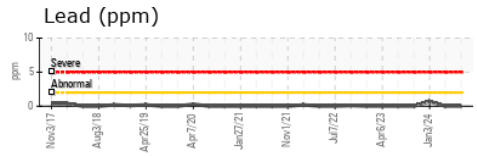
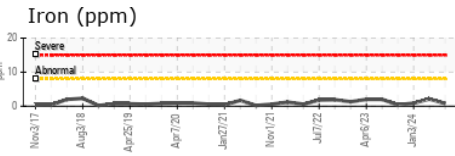
VISUAL	method	limit/base	current	history1	history2
White Metal	scalar	*Visual	NONE	NONE	NONE
Yellow Metal	scalar	*Visual	NONE	NONE	NONE
Precipitate	scalar	*Visual	NONE	NONE	NONE
Silt	scalar	*Visual	NONE	NONE	NONE
Debris	scalar	*Visual	NONE	NONE	LIGHT
Sand/Dirt	scalar	*Visual	NONE	NONE	NONE
Appearance	scalar	*Visual	NORML	NORML	NORML
Odor	scalar	*Visual	NORML	NORML	NORML
Emulsified Water	scalar	*Visual	>0.01	NEG	NEG
Free Water	scalar	*Visual		NEG	NEG

FLUID PROPERTIES	method	limit/base	current	history1	history2
Visc @ 40°C	cSt	ASTM D445	46.4	50.4	50.0

SAMPLE IMAGES	method	limit/base	current	history1	history2
---------------	--------	------------	---------	----------	----------



GRAPHS



Certificate L2367

Laboratory : WearCheck USA - 501 Madison Ave., Cary, NC 27513
Sample No. : HPL0004881 **Received** : 11 Jul 2024
Lab Number : 06233934 **Tested** : 15 Jul 2024
Unique Number : 11122768 **Diagnosed** : 15 Jul 2024 - Don Baldridge
Test Package : MOB 2 (Additional Tests: KF)

To discuss this sample report, contact Customer Service at 1-800-237-1369.

* - Denotes test methods that are outside of the ISO 17025 scope of accreditation.

Statements of conformity to specifications are based on the simple acceptance decision rule (JCGM 106:2012)

KENSING
 2525 S KENSINGTON RD
 KANKAKEE, IL
 US 60901

Contact: TIM HUBERT
 timothy.hubert@kensingolutions.com
 T: (815)939-8918

F: x: