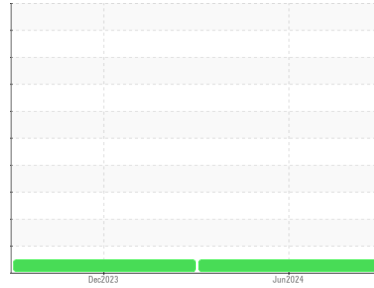




OIL ANALYSIS REPORT

Sample Rating Trend



NORMAL



Machine Id
FRICK B1 (S/N 0046)
 Component
Refrigeration Compressor
 Fluid
FRICK COMPRESSOR OIL #3 (--- GAL)

DIAGNOSIS

Recommendation

Resample at the next service interval to monitor.

Wear

All component wear rates are normal.

Contamination

There is no indication of any contamination in the oil.

Fluid Condition

The AN level is acceptable for this fluid. The condition of the oil is suitable for further service.

SAMPLE INFORMATION		method	limit/base	current	history1	history2
Sample Number	Client Info			WC0933214	WC0878472	---
Sample Date	Client Info			04 Jun 2024	21 Dec 2023	---
Machine Age	hrs	Client Info		13277	12834	---
Oil Age	hrs	Client Info		0	12834	---
Oil Changed		Client Info		N/A	N/A	---
Sample Status				NORMAL	NORMAL	---

WEAR METALS		method	limit/base	current	history1	history2
Iron	ppm	ASTM D5185m	>8	6	4	---
Chromium	ppm	ASTM D5185m	>2	0	0	---
Nickel	ppm	ASTM D5185m		0	0	---
Titanium	ppm	ASTM D5185m		0	0	---
Silver	ppm	ASTM D5185m	>2	0	0	---
Aluminum	ppm	ASTM D5185m	>3	0	0	---
Lead	ppm	ASTM D5185m	>2	0	0	---
Copper	ppm	ASTM D5185m	>8	3	3	---
Tin	ppm	ASTM D5185m	>4	<1	0	---
Vanadium	ppm	ASTM D5185m		0	0	---
Cadmium	ppm	ASTM D5185m		0	0	---

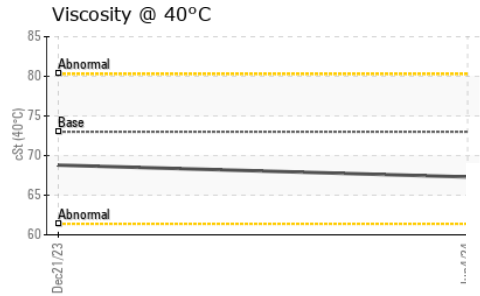
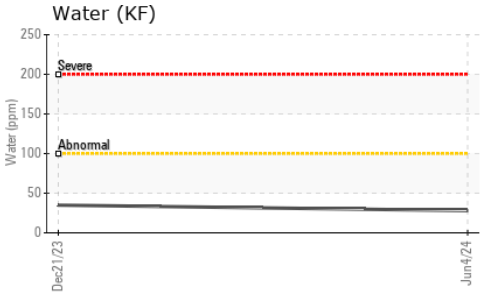
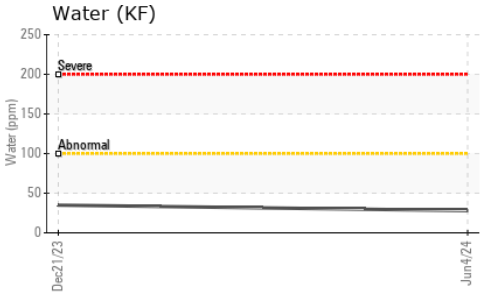
ADDITIVES		method	limit/base	current	history1	history2
Boron	ppm	ASTM D5185m		0	0	---
Barium	ppm	ASTM D5185m		0	0	---
Molybdenum	ppm	ASTM D5185m		0	0	---
Manganese	ppm	ASTM D5185m		0	0	---
Magnesium	ppm	ASTM D5185m		0	0	---
Calcium	ppm	ASTM D5185m		0	0	---
Phosphorus	ppm	ASTM D5185m		0	0	---
Zinc	ppm	ASTM D5185m		0	0	---
Sulfur	ppm	ASTM D5185m		408	329	---

CONTAMINANTS		method	limit/base	current	history1	history2
Silicon	ppm	ASTM D5185m	>15	1	<1	---
Sodium	ppm	ASTM D5185m		<1	0	---
Potassium	ppm	ASTM D5185m	>20	<1	0	---
Water	%	ASTM D6304	>0.01	0.003	0.003	---
ppm Water	ppm	ASTM D6304	>100	28	35	---

FLUID DEGRADATION		method	limit/base	current	history1	history2
Acid Number (AN)	mg KOH/g	ASTM D974		0.014	0.013	---




OIL ANALYSIS REPORT



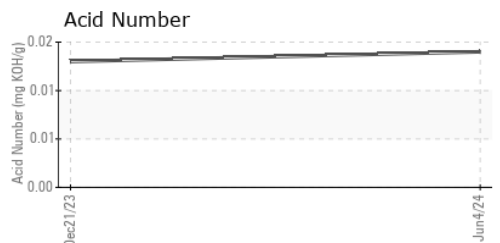
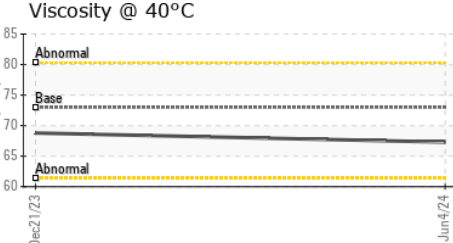
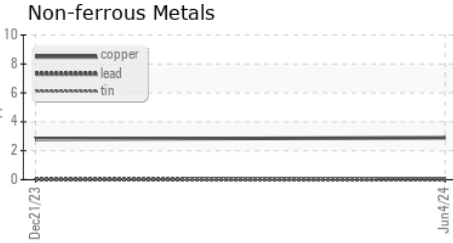

VISUAL	method	limit/base	current	history1	history2
White Metal	scalar	*Visual	NONE	NONE	---
Yellow Metal	scalar	*Visual	NONE	NONE	---
Precipitate	scalar	*Visual	NONE	NONE	---
Silt	scalar	*Visual	NONE	NONE	---
Debris	scalar	*Visual	NONE	LIGHT	---
Sand/Dirt	scalar	*Visual	NONE	NONE	---
Appearance	scalar	*Visual	NORML	NORML	---
Odor	scalar	*Visual	NORML	NORML	---
Emulsified Water	scalar	*Visual	>0.01	NEG	---
Free Water	scalar	*Visual		NEG	---

FLUID PROPERTIES	method	limit/base	current	history1	history2
Visc @ 40°C	cSt	ASTM D445 73	67.3	68.8	---

SAMPLE IMAGES	method	limit/base	current	history1	history2
---------------	--------	------------	---------	----------	----------



GRAPHS



Laboratory : WearCheck USA - 501 Madison Ave., Cary, NC 27513
Sample No. : WC0933214 **Received** : 12 Jul 2024
Lab Number : **06235033** **Tested** : 15 Jul 2024
Unique Number : 11123867 **Diagnosed** : 15 Jul 2024 - Don Baldrige
Test Package : IND 2

RICH PRODUCTS
 31511 DIVISION ST
 CRESTHILL, IL
 US 60403
 Contact: Service Manager

To discuss this sample report, contact Customer Service at 1-800-237-1369.

* - Denotes test methods that are outside of the ISO 17025 scope of accreditation.

Statements of conformity to specifications are based on the simple acceptance decision rule (JCGM 106:2012)

T:
F: