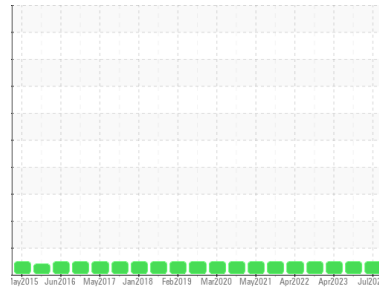




OIL ANALYSIS REPORT

Sample Rating Trend



NORMAL



Area

STL64.1

Machine Id

STL 64-1 MOVABLE TENSION UNIT (S/N 16-5130-0245)

Component

Gearbox

Fluid

NOT GIVEN (--- QTS)

DIAGNOSIS

Recommendation

Resample at the next service interval to monitor.

Wear

All component wear rates are normal.

Contamination

There is no indication of any contamination in the oil.

Fluid Condition

The AN level is acceptable for this fluid. The condition of the oil is suitable for further service.

SAMPLE INFORMATION

	method	limit/base	current	history1	history2
Sample Number	Client Info		RP0043995	RP0038583	RP0034552
Sample Date	Client Info		11 Jul 2024	03 Oct 2023	25 Apr 2023
Machine Age	hrs	Client Info	0	0	0
Oil Age	hrs	Client Info	0	0	0
Oil Changed	Client Info		N/A	N/A	N/A
Sample Status			NORMAL	NORMAL	NORMAL

WEAR METALS

	method	limit/base	current	history1	history2
PQ	ASTM D8184		29	23	21
Iron	ppm	ASTM D5185m >200	23	21	21
Chromium	ppm	ASTM D5185m >15	0	<1	<1
Nickel	ppm	ASTM D5185m >15	0	0	0
Titanium	ppm	ASTM D5185m	<1	<1	<1
Silver	ppm	ASTM D5185m	0	0	0
Aluminum	ppm	ASTM D5185m >25	3	2	<1
Lead	ppm	ASTM D5185m >100	0	0	0
Copper	ppm	ASTM D5185m >200	<1	2	1
Tin	ppm	ASTM D5185m >25	<1	<1	0
Vanadium	ppm	ASTM D5185m	0	<1	0
Cadmium	ppm	ASTM D5185m	0	0	0

ADDITIVES

	method	limit/base	current	history1	history2
Boron	ppm	ASTM D5185m	3	0	<1
Barium	ppm	ASTM D5185m	0	0	0
Molybdenum	ppm	ASTM D5185m	0	0	0
Manganese	ppm	ASTM D5185m	0	<1	<1
Magnesium	ppm	ASTM D5185m	0	0	<1
Calcium	ppm	ASTM D5185m	29	30	32
Phosphorus	ppm	ASTM D5185m	118	118	109
Zinc	ppm	ASTM D5185m	0	<1	12

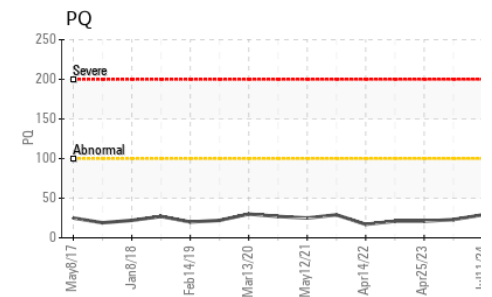
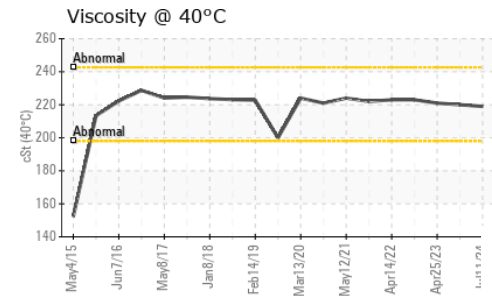
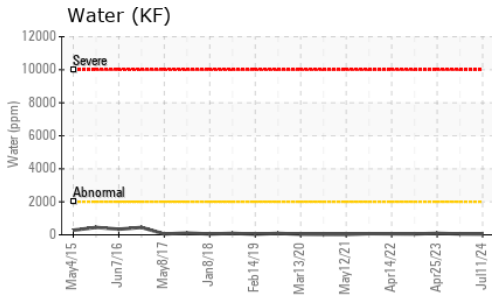
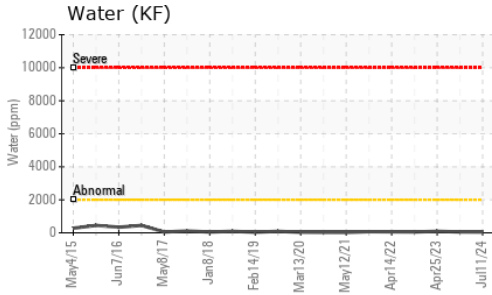
CONTAMINANTS

	method	limit/base	current	history1	history2
Silicon	ppm	ASTM D5185m >50	10	9	8
Sodium	ppm	ASTM D5185m	<1	<1	0
Potassium	ppm	ASTM D5185m >20	<1	<1	<1
Water	%	ASTM D6304 >0.2	0.004	0.005	0.009
ppm Water	ppm	ASTM D6304 >2000	47	53.9	90.7

FLUID DEGRADATION

	method	limit/base	current	history1	history2
Acid Number (AN)	mg KOH/g	ASTM D8045	0.30	0.28	0.28


OIL ANALYSIS REPORT



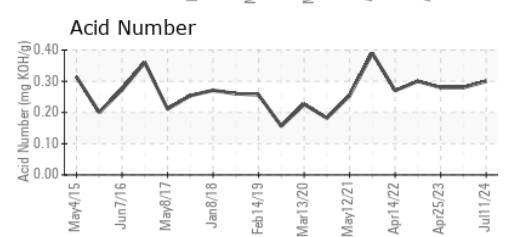
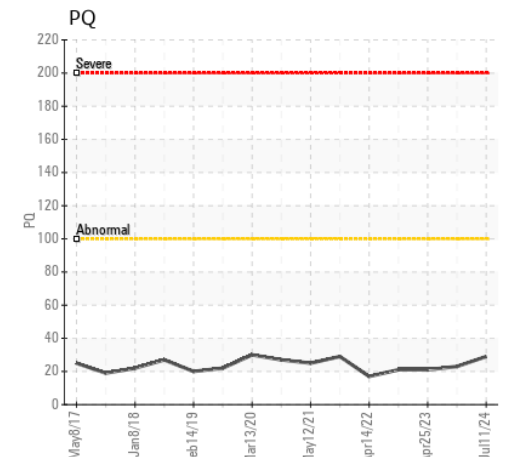
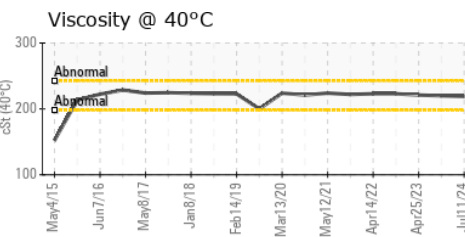
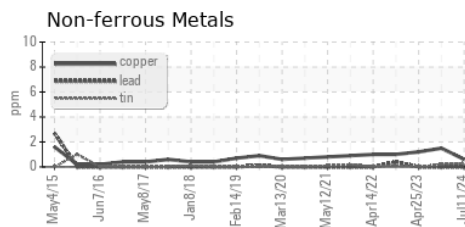
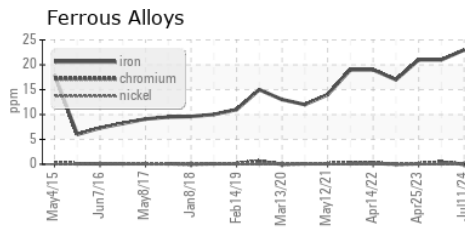
VISUAL	method	limit/base	current	history1	history2
White Metal	scalar	*Visual	NONE	NONE	LIGHT
Yellow Metal	scalar	*Visual	NONE	NONE	NONE
Precipitate	scalar	*Visual	NONE	NONE	NONE
Silt	scalar	*Visual	NONE	NONE	NONE
Debris	scalar	*Visual	NONE	NONE	NONE
Sand/Dirt	scalar	*Visual	NONE	NONE	NONE
Appearance	scalar	*Visual	NORML	NORML	NORML
Odor	scalar	*Visual	NORML	NORML	NORML
Emulsified Water	scalar	*Visual	>0.2	NEG	NEG
Free Water	scalar	*Visual		NEG	NEG

FLUID PROPERTIES	method	limit/base	current	history1	history2
Visc @ 40°C	cSt	ASTM D445	219	220	221

SAMPLE IMAGES	method	limit/base	current	history1	history2
---------------	--------	------------	---------	----------	----------



GRAPHS



Certificate L2367

Laboratory : WearCheck USA - 501 Madison Ave., Cary, NC 27513
Sample No. : RP0043995 **Received** : 12 Jul 2024
Lab Number : 06235051 **Tested** : 15 Jul 2024
Unique Number : 11123885 **Diagnosed** : 15 Jul 2024 - Don Baldrige
Test Package : IND 2 (Additional Tests: PQ)

To discuss this sample report, contact Customer Service at 1-800-237-1369.

* - Denotes test methods that are outside of the ISO 17025 scope of accreditation.

Statements of conformity to specifications are based on the simple acceptance decision rule (JCGM 106:2012)

OUTOKUMPU STAINLESS USA
 HWY 43 N
 CALVERT, AL 36513
 Contact: MARIO JOHNSON
 Mario.johnson@outokumpu.com
 T: (251)321-4105
 F: x: