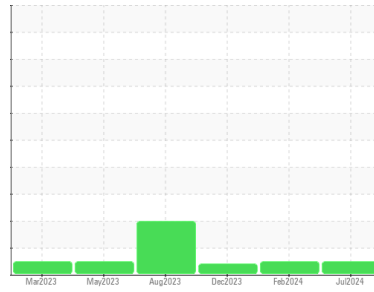




OIL ANALYSIS REPORT

Sample Rating Trend



NORMAL



Machine Id
JOHN DEERE 8R310 11614 (S/N 1RW8310DTNB208641)
 Component
Left Final Drive
 Fluid
GEAR OIL SAE 80W90 (--- GAL)

DIAGNOSIS

Recommendation

Resample at the next service interval to monitor.
 Please specify the brand, type, and viscosity of the oil on your next sample.

Wear

All component wear rates are normal.

Contamination

There is no indication of any contamination in the oil.

Fluid Condition

The condition of the oil is acceptable for the time in service.

SAMPLE INFORMATION		method	limit/base	current	history1	history2
Sample Number	Client Info			WC0899092	WC0888152	WC0879423
Sample Date	Client Info			14 Jul 2024	07 Feb 2024	01 Dec 2023
Machine Age	hrs	Client Info		6473	5024	4158
Oil Age	hrs	Client Info		677	866	1032
Oil Changed	Client Info			Changed	Changed	Changed
Sample Status				NORMAL	NORMAL	ATTENTION

CONTAMINATION		method	limit/base	current	history1	history2
Water	WC Method		>0.075	NEG	NEG	NEG

WEAR METALS		method	limit/base	current	history1	history2
Iron	ppm	ASTM D5185m	>750	179	191	582
Chromium	ppm	ASTM D5185m	>9	<1	1	6
Nickel	ppm	ASTM D5185m	>10	<1	<1	1
Titanium	ppm	ASTM D5185m		0	<1	<1
Silver	ppm	ASTM D5185m		0	0	0
Aluminum	ppm	ASTM D5185m	>40	0	0	0
Lead	ppm	ASTM D5185m	>15	0	0	0
Copper	ppm	ASTM D5185m	>40	<1	<1	3
Tin	ppm	ASTM D5185m	>10	0	0	0
Vanadium	ppm	ASTM D5185m		0	0	0
Cadmium	ppm	ASTM D5185m		0	0	0

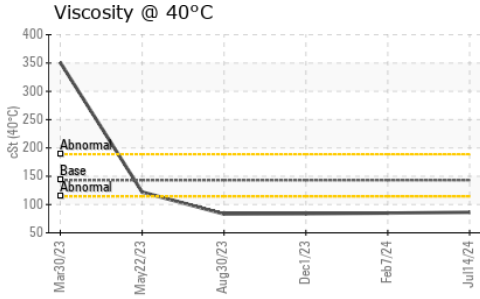
ADDITIVES		method	limit/base	current	history1	history2
Boron	ppm	ASTM D5185m	400	227	143	89
Barium	ppm	ASTM D5185m	200	0	0	0
Molybdenum	ppm	ASTM D5185m	12	0	<1	<1
Manganese	ppm	ASTM D5185m		1	1	5
Magnesium	ppm	ASTM D5185m	12	0	4	4
Calcium	ppm	ASTM D5185m	150	0	17	22
Phosphorus	ppm	ASTM D5185m	1650	1115	782	652
Zinc	ppm	ASTM D5185m	125	0	16	23
Sulfur	ppm	ASTM D5185m	22500	23538	18639	16655

CONTAMINANTS		method	limit/base	current	history1	history2
Silicon	ppm	ASTM D5185m	>75	4	4	6
Sodium	ppm	ASTM D5185m	>170	2	0	3
Potassium	ppm	ASTM D5185m	>20	<1	0	0

VISUAL		method	limit/base	current	history1	history2
White Metal	scalar	*Visual	NONE	NONE	NONE	NONE
Yellow Metal	scalar	*Visual	NONE	NONE	NONE	NONE
Precipitate	scalar	*Visual	NONE	NONE	NONE	NONE
Silt	scalar	*Visual	NONE	NONE	NONE	NONE
Debris	scalar	*Visual	NONE	NONE	NONE	NONE
Sand/Dirt	scalar	*Visual	NONE	NONE	NONE	NONE
Appearance	scalar	*Visual	NORML	NORML	NORML	NORML
Odor	scalar	*Visual	NORML	NORML	NORML	NORML
Emulsified Water	scalar	*Visual	>0.075	NEG	NEG	NEG
Free Water	scalar	*Visual		NEG	NEG	NEG



OIL ANALYSIS REPORT



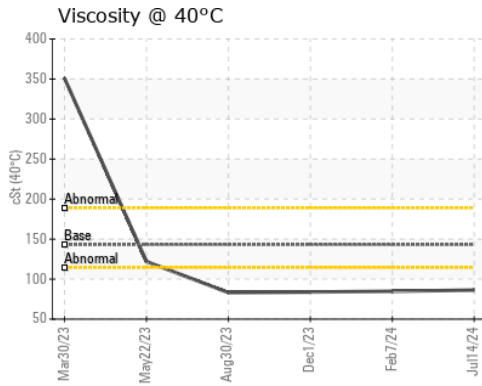
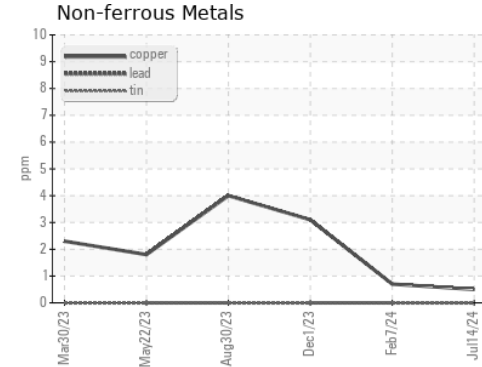
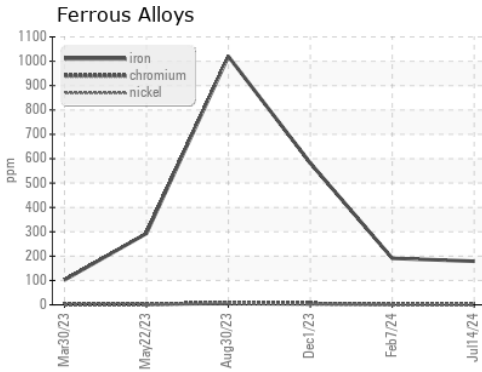
FLUID PROPERTIES

method	limit/base	current	history1	history2
Visc @ 40°C	cSt ASTM D445 143	86.3	84.8	● 83.8

SAMPLE IMAGES

method	limit/base	current	history1	history2
Color		no image	no image	no image
Bottom		no image	no image	no image

GRAPHS



Certificate L2367

Laboratory : WearCheck USA - 501 Madison Ave., Cary, NC 27513
Sample No. : WC0899092 **Received** : 15 Jul 2024
Lab Number : 06236592 **Tested** : 16 Jul 2024
Unique Number : 11125426 **Diagnosed** : 16 Jul 2024 - Wes Davis
Test Package : CONST

TRADER CONSTRUCTION CO.
 PO DRAWER 1578
 NEW BERN, NC
 US 28563
 Contact: MIKE WYATT
 mwyatt@traderconstruction.com
 T: (252)633-1399
 F: (252)638-4871

To discuss this sample report, contact Customer Service at 1-800-237-1369.

* - Denotes test methods that are outside of the ISO 17025 scope of accreditation.

Statements of conformity to specifications are based on the simple acceptance decision rule (JCGM 106:2012)