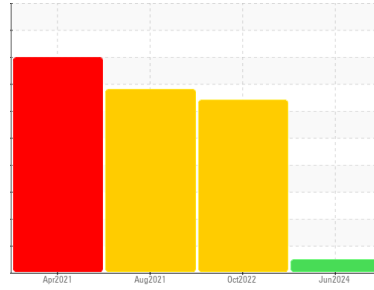




OIL ANALYSIS REPORT

Sample Rating Trend



NORMAL



Machine Id

EX-309

Component

Left Final Drive

Fluid

CAT TDTO TRANS-DRIVE SAE 30 (--- GAL)

DIAGNOSIS

Recommendation

Resample at the next service interval to monitor.

Wear

All component wear rates are normal.

Contamination

There is no indication of any contamination in the oil.

Fluid Condition

The condition of the oil is acceptable for the time in service.

SAMPLE INFORMATION

	method	limit/base	current	history1	history2
Sample Number	Client Info		WC0909379	WC0588337	WC0355553
Sample Date	Client Info		11 Jun 2024	14 Oct 2022	16 Aug 2021
Machine Age	hrs	Client Info	4344	3422	2112
Oil Age	hrs	Client Info	0	3422	2112
Oil Changed	Client Info		N/A	Not Changd	Not Changd
Sample Status			NORMAL	SEVERE	SEVERE

CONTAMINATION

	method	limit/base	current	history1	history2
Water	WC Method	>0.2	NEG	NEG	NEG

WEAR METALS

	method	limit/base	current	history1	history2
Iron	ppm	ASTM D5185m >500	193	▲ 703	▲ 1009
Chromium	ppm	ASTM D5185m >10	2	5	8
Nickel	ppm	ASTM D5185m >10	0	<1	<1
Titanium	ppm	ASTM D5185m	<1	6	8
Silver	ppm	ASTM D5185m	0	<1	<1
Aluminum	ppm	ASTM D5185m >25	4	● 121	● 104
Lead	ppm	ASTM D5185m >25	0	<1	<1
Copper	ppm	ASTM D5185m >50	0	2	3
Tin	ppm	ASTM D5185m >10	0	<1	0
Antimony	ppm	ASTM D5185m >5	---	---	0
Vanadium	ppm	ASTM D5185m	0	1	<1
Cadmium	ppm	ASTM D5185m	0	0	0

ADDITIVES

	method	limit/base	current	history1	history2
Boron	ppm	ASTM D5185m	3	0	6
Barium	ppm	ASTM D5185m	0	0	7
Molybdenum	ppm	ASTM D5185m	0	2	<1
Manganese	ppm	ASTM D5185m	2	10	12
Magnesium	ppm	ASTM D5185m	0	23	21
Calcium	ppm	ASTM D5185m 2980	3199	3123	3474
Phosphorus	ppm	ASTM D5185m 1100	943	846	930
Zinc	ppm	ASTM D5185m 1270	1075	1064	1044
Sulfur	ppm	ASTM D5185m	12283	11714	9270

CONTAMINANTS

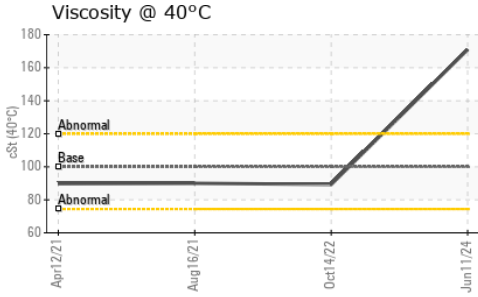
	method	limit/base	current	history1	history2
Silicon	ppm	ASTM D5185m >75	25	▲ 277	▲ 354
Sodium	ppm	ASTM D5185m	2	2	0
Potassium	ppm	ASTM D5185m >20	3	47	50

VISUAL

	method	limit/base	current	history1	history2
White Metal	scalar	*Visual NONE	NONE	NONE	MODER
Yellow Metal	scalar	*Visual NONE	NONE	NONE	NONE
Precipitate	scalar	*Visual NONE	NONE	NONE	NONE
Silt	scalar	*Visual NONE	MODER	NONE	NONE
Debris	scalar	*Visual NONE	NONE	NONE	NONE
Sand/Dirt	scalar	*Visual NONE	NONE	NONE	NONE
Appearance	scalar	*Visual NORML	NORML	NORML	NORML
Odor	scalar	*Visual NORML	NORML	NORML	NORML
Emulsified Water	scalar	*Visual >0.2	NEG	NEG	NEG
Free Water	scalar	*Visual	NEG	NEG	NEG



OIL ANALYSIS REPORT

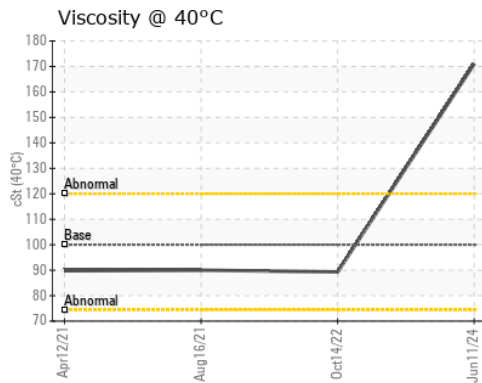
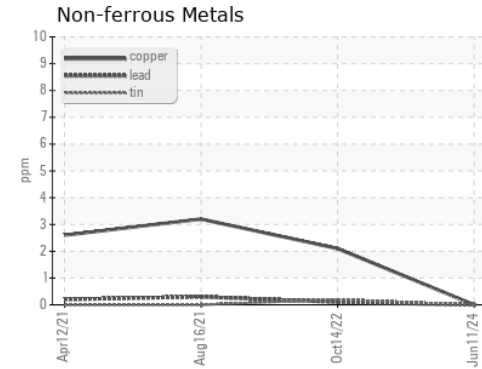
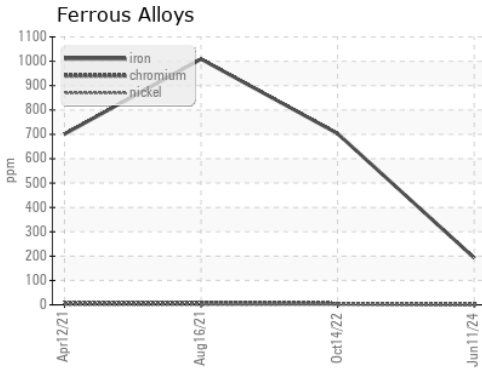


FLUID PROPERTIES	method	limit/base	current	history1	history2
Visc @ 40°C	cSt	ASTM D445 100	171	89.3	90.0

SAMPLE IMAGES	method	limit/base	current	history1	history2
---------------	--------	------------	---------	----------	----------

Color				no image	no image	no image
Bottom				no image	no image	no image

GRAPHS



Certificate L2367

Laboratory : WearCheck USA - 501 Madison Ave., Cary, NC 27513
Sample No. : WC0909379 **Received** : 15 Jul 2024
Lab Number : 06236628 **Tested** : 16 Jul 2024
Unique Number : 11125462 **Diagnosed** : 17 Jul 2024 - Don Baldrige
Test Package : FLEET

E.C. PACE CO.
 1811 HOLLINS RD.
 ROANOKE, VA
 US 24012
 Contact: EDDIE SECO
 ESECO@ECPACE.COM
 T: (276)266-5849
 F: (540)343-6909

To discuss this sample report, contact Customer Service at 1-800-237-1369.

* - Denotes test methods that are outside of the ISO 17025 scope of accreditation.

Statements of conformity to specifications are based on the simple acceptance decision rule (JCGM 106:2012)