
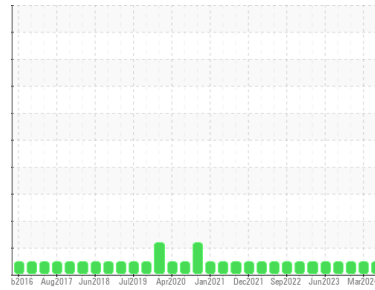


Area
ULTRACHEM 32/46
 Machine Id
ATLAS COPCO CAI363363 - OMAHA TRACK
 Component
Compressor

Sample Rating Trend



DIAGNOSIS

Recommendation

Resample at the next service interval to monitor.

Wear

All component wear rates are normal.

Contamination

There is no indication of any contamination in the oil.

Fluid Condition

The AN level is acceptable for this fluid. The condition of the oil is suitable for further service.

SAMPLE INFORMATION

	method	limit/base	current	history1	history2
Sample Number	Client Info		JHF0000245	UCH06132142	UCH06061309
Sample Date	Client Info		27 Jun 2024	19 Mar 2024	19 Dec 2023
Machine Age	hrs	Client Info	72236	69278	67153
Oil Age	hrs	Client Info	2958	7987	5862
Oil Changed	Client Info		Not Changed	Changed	Not Changed
Sample Status			NORMAL	NORMAL	NORMAL

CONTAMINATION

	method	limit/base	current	history1	history2
Water	WC Method	>0.1	NEG	NEG	NEG

WEAR METALS

	method	limit/base	current	history1	history2
Iron	ppm	ASTM D5185m >50	1	<1	<1
Chromium	ppm	ASTM D5185m >5	<1	0	<1
Nickel	ppm	ASTM D5185m	<1	0	0
Titanium	ppm	ASTM D5185m	<1	0	<1
Silver	ppm	ASTM D5185m	<1	0	0
Aluminum	ppm	ASTM D5185m >15	2	0	2
Lead	ppm	ASTM D5185m >65	0	0	0
Copper	ppm	ASTM D5185m >65	2	2	3
Tin	ppm	ASTM D5185m >10	<1	0	<1
Vanadium	ppm	ASTM D5185m	<1	0	0
Cadmium	ppm	ASTM D5185m	<1	0	0

ADDITIVES

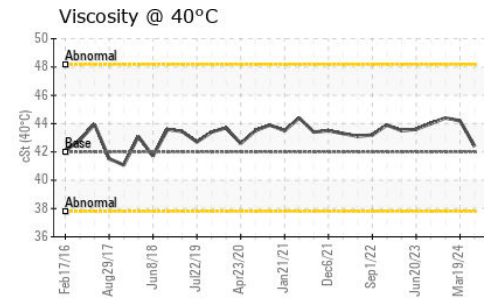
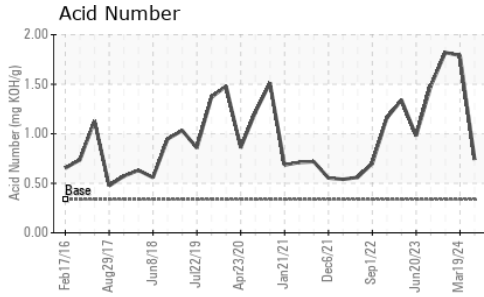
	method	limit/base	current	history1	history2
Boron	ppm	ASTM D5185m 1	0	0	0
Barium	ppm	ASTM D5185m 0.3	11	6	0
Molybdenum	ppm	ASTM D5185m 0	<1	0	0
Manganese	ppm	ASTM D5185m 0	<1	0	0
Magnesium	ppm	ASTM D5185m 0	<1	0	<1
Calcium	ppm	ASTM D5185m 0.5	0	7	6
Phosphorus	ppm	ASTM D5185m 536	399	273	334
Zinc	ppm	ASTM D5185m 0.2	529	681	723
Sulfur	ppm	ASTM D5185m 649	291	267	219

CONTAMINANTS

	method	limit/base	current	history1	history2
Silicon	ppm	ASTM D5185m >35	8	5	5
Sodium	ppm	ASTM D5185m	30	67	70
Potassium	ppm	ASTM D5185m >20	5	5	8

FLUID DEGRADATION


	method	limit/base	current	history1	history2
Acid Number (AN)	mg KOH/g	ASTM D8045 0.337	0.74	1.79	1.82



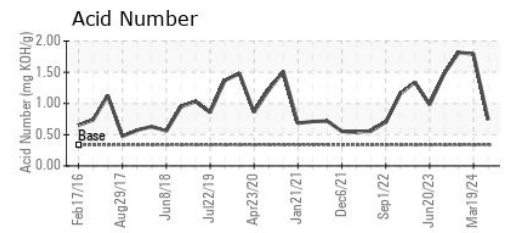
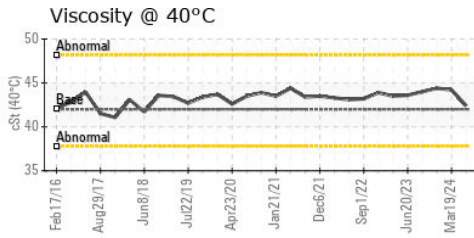
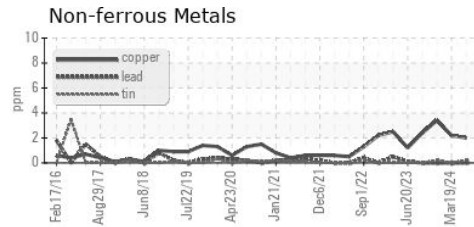
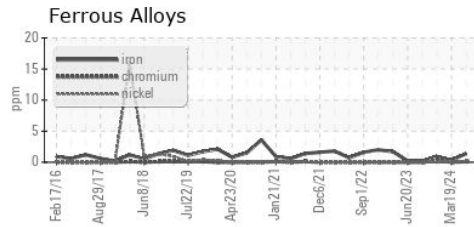
VISUAL	method	limit/base	current	history1	history2
White Metal	scalar	*Visual	NONE	NONE	NONE
Yellow Metal	scalar	*Visual	NONE	NONE	NONE
Precipitate	scalar	*Visual	NONE	NONE	NONE
Silt	scalar	*Visual	NONE	NONE	NONE
Debris	scalar	*Visual	NONE	NONE	NONE
Sand/Dirt	scalar	*Visual	NONE	NONE	NONE
Appearance	scalar	*Visual	NORML	NORML	NORML
Odor	scalar	*Visual	NORML	NORML	NORML
Emulsified Water	scalar	*Visual	>0.1	NEG	NEG
Free Water	scalar	*Visual		NEG	NEG

FLUID PROPERTIES	method	limit/base	current	history1	history2	
Visc @ 40°C	cSt	ASTM D445	42.0	42.4	44.2	44.4

SAMPLE IMAGES	method	limit/base	current	history1	history2
---------------	--------	------------	---------	----------	----------



GRAPHS



Laboratory : WearCheck USA - 501 Madison Ave., Cary, NC 27513
Sample No. : JHF0000245
Lab Number : 06236961
Unique Number : 11125795
Test Package : IND 2
Received : 15 Jul 2024
Tested : 17 Jul 2024
Diagnosed : 17 Jul 2024 - Don Baldrige

JOHN HENRY FOSTER COMPANY
 4700 LEBOURGET STREET
 SAINT LOUIS, MO
 US 63134
 Contact: RACHEL VON HATTEN
 rvonhatten@jhfc.com

To discuss this sample report, contact Customer Service at 1-800-237-1369.
 * - Denotes test methods that are outside of the ISO 17025 scope of accreditation.
 Statements of conformity to specifications are based on the simple acceptance decision rule (JCGM 106:2012)