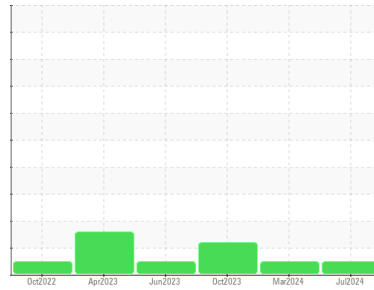




OIL ANALYSIS REPORT

Sample Rating Trend



Machine Id
8320497 (S/N 2071)
 Component
Compressor
 Fluid
KAESER SIGMA (OEM) S-460 (--- GAL)

DIAGNOSIS

Recommendation
 Resample at the next service interval to monitor.

Wear
 All component wear rates are normal.

Contamination
 There is no indication of any contamination in the oil. The amount and size of particulates present in the system are acceptable.

Fluid Condition
 The AN level is acceptable for this fluid. The condition of the oil is suitable for further service.

| SAMPLE INFORMATION | | method | limit/base | current | history1 | history2 |
|--------------------|-------------|-------------|------------|--------------------|-------------|-------------|
| Sample Number | Client Info | | | KC129113 | KC127529 | KC05989833 |
| Sample Date | Client Info | | | 13 Jul 2024 | 02 Mar 2024 | 20 Oct 2023 |
| Machine Age | hrs | Client Info | | 18704 | 15510 | 12307 |
| Oil Age | hrs | Client Info | | 0 | 0 | 0 |
| Oil Changed | Client Info | | | Not Changed | N/A | N/A |
| Sample Status | | | | NORMAL | NORMAL | ATTENTION |

| WEAR METALS | | method | limit/base | current | history1 | history2 |
|-------------|-----|-------------|------------|--------------|----------|----------|
| Iron | ppm | ASTM D5185m | >50 | <1 | 0 | 0 |
| Chromium | ppm | ASTM D5185m | >10 | 0 | 0 | 0 |
| Nickel | ppm | ASTM D5185m | >3 | 0 | 0 | 0 |
| Titanium | ppm | ASTM D5185m | >3 | 0 | 0 | 0 |
| Silver | ppm | ASTM D5185m | >2 | 0 | 0 | 0 |
| Aluminum | ppm | ASTM D5185m | >10 | <1 | 0 | 0 |
| Lead | ppm | ASTM D5185m | >10 | 0 | 0 | 0 |
| Copper | ppm | ASTM D5185m | >50 | 4 | 4 | 3 |
| Tin | ppm | ASTM D5185m | >10 | 0 | <1 | 0 |
| Vanadium | ppm | ASTM D5185m | | 0 | 0 | 0 |
| Cadmium | ppm | ASTM D5185m | | 0 | 0 | 0 |

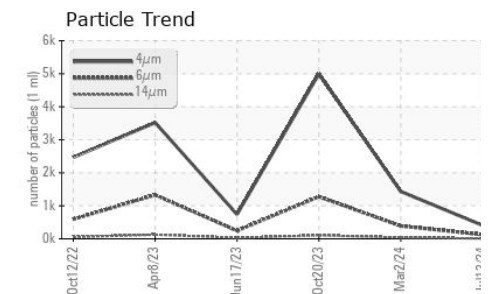
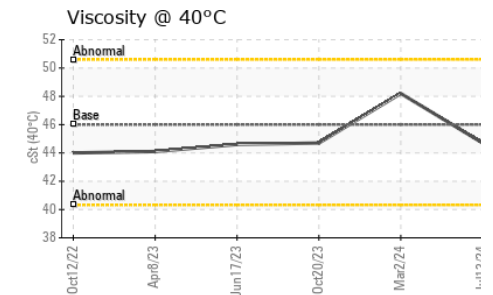
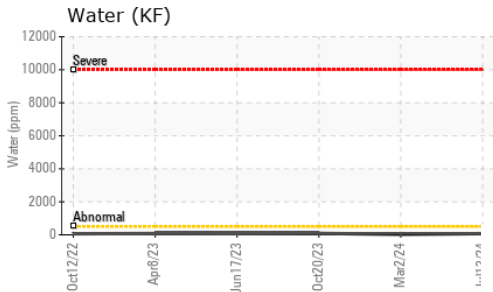
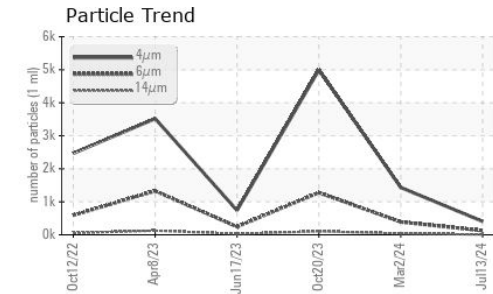
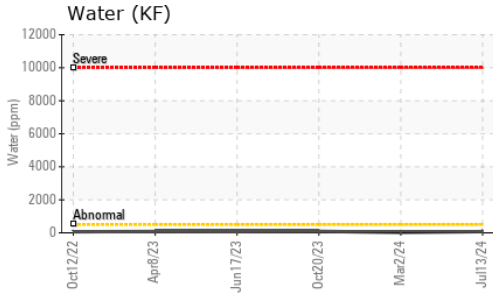
| ADDITIVES | | method | limit/base | current | history1 | history2 |
|------------|-----|-------------|------------|----------|----------|----------|
| Boron | ppm | ASTM D5185m | | 0 | 0 | 0 |
| Barium | ppm | ASTM D5185m | 90 | 0 | 0 | 0 |
| Molybdenum | ppm | ASTM D5185m | | 0 | 0 | 0 |
| Manganese | ppm | ASTM D5185m | | 0 | 0 | 0 |
| Magnesium | ppm | ASTM D5185m | 90 | 1 | 0 | <1 |
| Calcium | ppm | ASTM D5185m | 2 | 0 | 0 | 3 |
| Phosphorus | ppm | ASTM D5185m | | 0 | 0 | 2 |
| Zinc | ppm | ASTM D5185m | | 0 | 0 | 7 |

| CONTAMINANTS | | method | limit/base | current | history1 | history2 |
|--------------|-----|-------------|------------|--------------|----------|----------|
| Silicon | ppm | ASTM D5185m | >25 | <1 | 0 | <1 |
| Sodium | ppm | ASTM D5185m | | 1 | <1 | 2 |
| Potassium | ppm | ASTM D5185m | >20 | 0 | 0 | <1 |
| Water | % | ASTM D6304 | >0.05 | 0.007 | 0.002 | 0.009 |
| ppm Water | ppm | ASTM D6304 | >500 | 75 | 18 | 92.5 |

| FLUID CLEANLINESS | | method | limit/base | current | history1 | history2 |
|-------------------|--|--------------|------------|-----------------|----------|----------|
| Particles >4µm | | ASTM D7647 | | 405 | 1434 | 4995 |
| Particles >6µm | | ASTM D7647 | >1300 | 128 | 390 | 1278 |
| Particles >14µm | | ASTM D7647 | >80 | 8 | 38 | 107 |
| Particles >21µm | | ASTM D7647 | >20 | 2 | 14 | 34 |
| Particles >38µm | | ASTM D7647 | >4 | 0 | 1 | 1 |
| Particles >71µm | | ASTM D7647 | >3 | 0 | 0 | 0 |
| Oil Cleanliness | | ISO 4406 (c) | >--/17/13 | 16/14/10 | 18/16/12 | 19/17/14 |

| FLUID DEGRADATION | | method | limit/base | current | history1 | history2 |
|-------------------|----------|------------|------------|-------------|----------|----------|
| Acid Number (AN) | mg KOH/g | ASTM D8045 | 0.4 | 0.42 | 0.50 | 0.42 |


OIL ANALYSIS REPORT



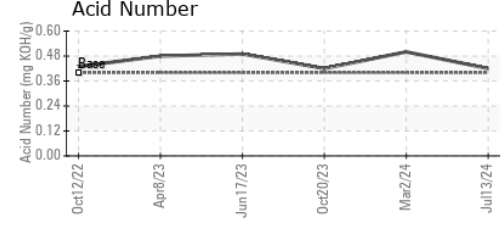
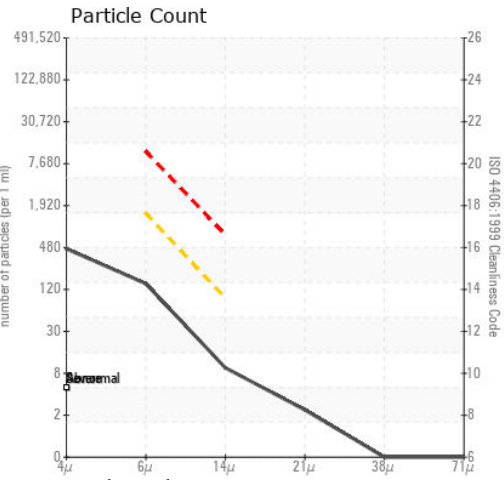
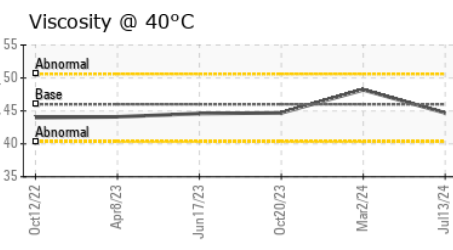
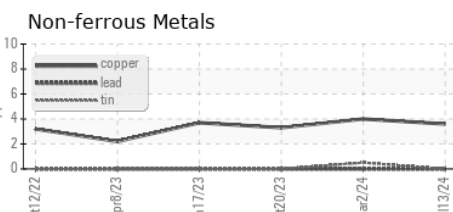
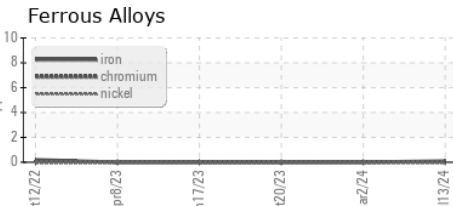
| VISUAL | method | limit/base | current | history1 | history2 |
|------------------|--------|------------|---------|----------|----------|
| White Metal | scalar | *Visual | NONE | NONE | NONE |
| Yellow Metal | scalar | *Visual | NONE | NONE | NONE |
| Precipitate | scalar | *Visual | NONE | NONE | NONE |
| Silt | scalar | *Visual | NONE | NONE | NONE |
| Debris | scalar | *Visual | NONE | NONE | NONE |
| Sand/Dirt | scalar | *Visual | NONE | NONE | NONE |
| Appearance | scalar | *Visual | NORML | NORML | NORML |
| Odor | scalar | *Visual | NORML | NORML | NORML |
| Emulsified Water | scalar | *Visual | >0.05 | NEG | NEG |
| Free Water | scalar | *Visual | | NEG | NEG |

| FLUID PROPERTIES | method | limit/base | current | history1 | history2 |
|------------------|--------|------------|---------|----------|----------|
| Visc @ 40°C | cSt | ASTM D445 | 46 | 44.7 | 48.2 |

| SAMPLE IMAGES | method | limit/base | current | history1 | history2 |
|---------------|--------|------------|---------|----------|----------|
|---------------|--------|------------|---------|----------|----------|



GRAPHS



Laboratory : WearCheck USA - 501 Madison Ave., Cary, NC 27513
Sample No. : KC129113
Lab Number : 06239150
Unique Number : 11127984
Test Package : IND 2
Received : 17 Jul 2024
Tested : 18 Jul 2024
Diagnosed : 19 Jul 2024 - Don Baldrige

TITAN X
 2258 ALLEN ST
 JAMESTOWN, NY
 US 14701
 Contact: DAN KLING
 dan.kling@titanx.com

To discuss this sample report, contact Customer Service at 1-800-237-1369.
 * - Denotes test methods that are outside of the ISO 17025 scope of accreditation.
 Statements of conformity to specifications are based on the simple acceptance decision rule (JCGM 106:2012)