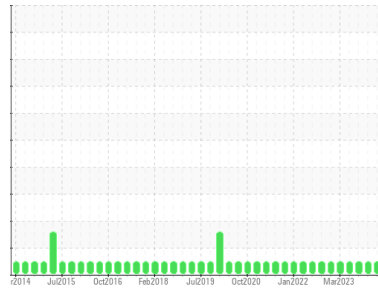




OIL ANALYSIS REPORT

Sample Rating Trend



NORMAL



Machine Id
BC-1 (S/N 2516DHR3/3717)
 Component
Refrigeration Compressor
 Fluid
CAMCO 717 HT (125 GAL)

DIAGNOSIS

Recommendation

Resample at the next service interval to monitor.

Wear

All component wear rates are normal.

Contamination

The water content is negligible. There is no indication of any contamination in the oil.

Fluid Condition

The AN level is acceptable for this fluid. The condition of the oil is suitable for further service.

| SAMPLE INFORMATION | | method | limit/base | current | history1 | history2 |
|--------------------|-------------|-------------|------------|--------------------|-------------|-------------|
| Sample Number | Client Info | | | WC0897702 | WC0914843 | WC0857536 |
| Sample Date | Client Info | | | 10 Jul 2024 | 24 Mar 2024 | 25 Oct 2023 |
| Machine Age | hrs | Client Info | | 142489 | 140632 | 137779 |
| Oil Age | hrs | Client Info | | 0 | 0 | 0 |
| Oil Changed | Client Info | | | N/A | N/A | N/A |
| Sample Status | | | | NORMAL | NORMAL | NORMAL |

| WEAR METALS | | method | limit/base | current | history1 | history2 |
|-------------|-----|-------------|------------|----------|----------|----------|
| Iron | ppm | ASTM D5185m | >8 | 6 | 5 | 6 |
| Chromium | ppm | ASTM D5185m | >2 | 0 | 0 | 0 |
| Nickel | ppm | ASTM D5185m | | 0 | 0 | 0 |
| Titanium | ppm | ASTM D5185m | | 0 | 0 | <1 |
| Silver | ppm | ASTM D5185m | >2 | 0 | 0 | 0 |
| Aluminum | ppm | ASTM D5185m | >3 | 0 | 0 | 1 |
| Lead | ppm | ASTM D5185m | >2 | 0 | 0 | 0 |
| Copper | ppm | ASTM D5185m | >8 | 0 | 0 | 0 |
| Tin | ppm | ASTM D5185m | >4 | 0 | 0 | 0 |
| Vanadium | ppm | ASTM D5185m | | 0 | 0 | 0 |
| Cadmium | ppm | ASTM D5185m | | 0 | 0 | <1 |

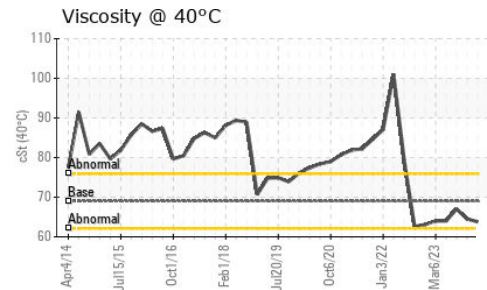
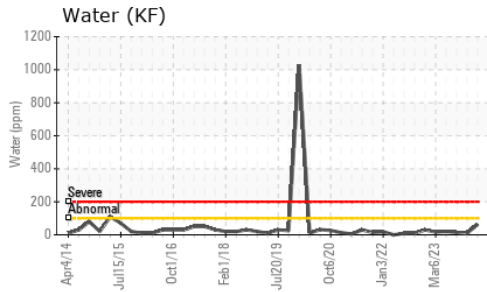
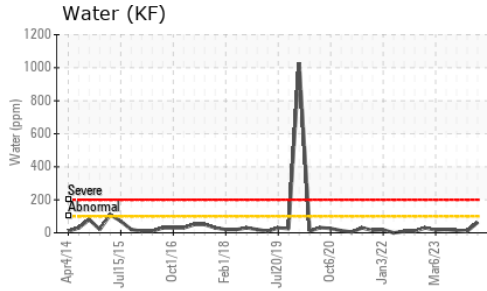
| ADDITIVES | | method | limit/base | current | history1 | history2 |
|------------|-----|-------------|------------|--------------|----------|----------|
| Boron | ppm | ASTM D5185m | | 0 | 0 | 0 |
| Barium | ppm | ASTM D5185m | | 0 | 0 | 0 |
| Molybdenum | ppm | ASTM D5185m | | 0 | 0 | 0 |
| Manganese | ppm | ASTM D5185m | | 0 | 0 | 0 |
| Magnesium | ppm | ASTM D5185m | | <1 | 0 | 0 |
| Calcium | ppm | ASTM D5185m | | 0 | 0 | 0 |
| Phosphorus | ppm | ASTM D5185m | | 0 | 0 | <1 |
| Zinc | ppm | ASTM D5185m | | 0 | 0 | 0 |
| Sulfur | ppm | ASTM D5185m | | 14 | 9 | 0 |

| CONTAMINANTS | | method | limit/base | current | history1 | history2 |
|--------------|-----|-------------|------------|--------------|----------|----------|
| Silicon | ppm | ASTM D5185m | >15 | 0 | 0 | 0 |
| Sodium | ppm | ASTM D5185m | | <1 | <1 | 0 |
| Potassium | ppm | ASTM D5185m | >20 | 0 | 0 | 1 |
| Water | % | ASTM D6304 | >0.01 | 0.006 | 0.001 | 0.001 |
| ppm Water | ppm | ASTM D6304 | >100 | 63 | 9 | 14.2 |

| FLUID DEGRADATION | | method | limit/base | current | history1 | history2 |
|-------------------|----------|-----------|------------|--------------|----------|----------|
| Acid Number (AN) | mg KOH/g | ASTM D974 | 0.007 | 0.014 | 0.027 | 0.015 |




OIL ANALYSIS REPORT



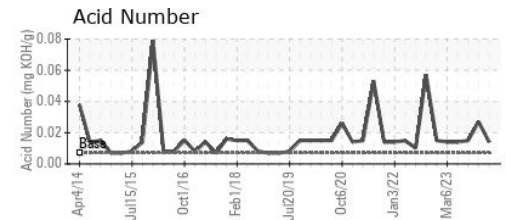
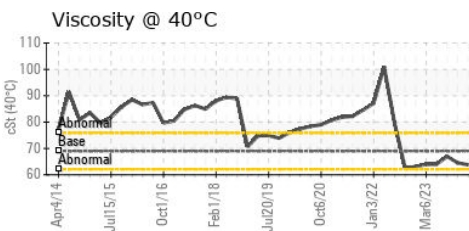
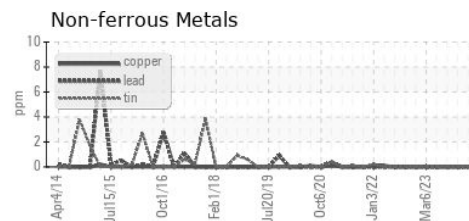
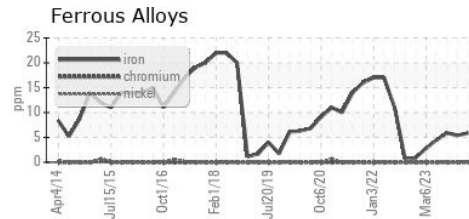
| VISUAL | method | limit/base | current | history1 | history2 |
|------------------|--------|------------|---------|----------|----------|
| White Metal | scalar | *Visual | NONE | NONE | NONE |
| Yellow Metal | scalar | *Visual | NONE | NONE | NONE |
| Precipitate | scalar | *Visual | NONE | NONE | NONE |
| Silt | scalar | *Visual | NONE | NONE | NONE |
| Debris | scalar | *Visual | NONE | NONE | NONE |
| Sand/Dirt | scalar | *Visual | NONE | NONE | NONE |
| Appearance | scalar | *Visual | NORML | NORML | NORML |
| Odor | scalar | *Visual | NORML | NORML | NORML |
| Emulsified Water | scalar | *Visual | >0.01 | NEG | NEG |
| Free Water | scalar | *Visual | | NEG | NEG |

| FLUID PROPERTIES | method | limit/base | current | history1 | history2 |
|------------------|--------|------------|---------|----------|----------|
| Visc @ 40°C | cSt | ASTM D445 | 69 | 63.8 | 64.5 |

| SAMPLE IMAGES | method | limit/base | current | history1 | history2 |
|---------------|--------|------------|---------|----------|----------|
|---------------|--------|------------|---------|----------|----------|



GRAPHS



Certificate L2367

Laboratory : WearCheck USA - 501 Madison Ave., Cary, NC 27513
Sample No. : WC0897702
Lab Number : 06239196
Unique Number : 11128030
Test Package : IND 2
Received : 17 Jul 2024
Tested : 18 Jul 2024
Diagnosed : 19 Jul 2024 - Don Baldrige

LAMB WESTON/RDO
 PO BOX 552
 PARK RAPIDS, MN
 US 56470

Contact: MICHAEL GRUIS
 michael.gruis@lambweston.com

T: (218)732-2188
 F: (218)732-2175

To discuss this sample report, contact Customer Service at 1-800-237-1369.

* - Denotes test methods that are outside of the ISO 17025 scope of accreditation.

Statements of conformity to specifications are based on the simple acceptance decision rule (JCGM 106:2012)