




OIL ANALYSIS REPORT


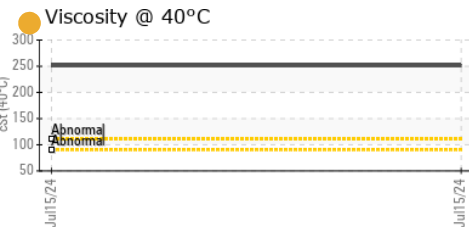
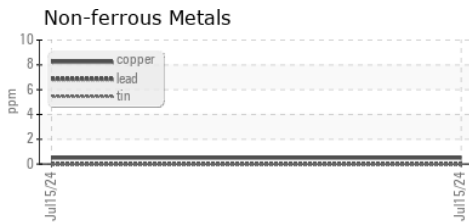
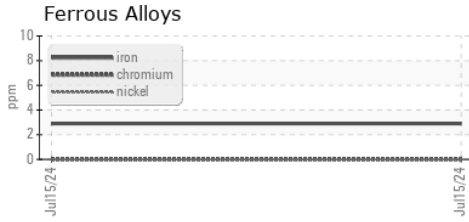


VISUAL	method	limit/base	current	history1	history2	
White Metal	scalar	*Visual	NONE	NONE	---	---
Yellow Metal	scalar	*Visual	NONE	NONE	---	---
Precipitate	scalar	*Visual	NONE	NONE	---	---
Silt	scalar	*Visual	NONE	NONE	---	---
Debris	scalar	*Visual	NONE	NONE	---	---
Sand/Dirt	scalar	*Visual	NONE	NONE	---	---
Appearance	scalar	*Visual	NORML	NORML	---	---
Odor	scalar	*Visual	NORML	NORML	---	---
Emulsified Water	scalar	*Visual	NEG	---	---	
Free Water	scalar	*Visual	NEG	---	---	

FLUID PROPERTIES	method	limit/base	current	history1	history2
Visc @ 40°C	cSt	ASTM D445	● 251.3	---	---
Visc @ 100°C	cSt	ASTM D445	● 29.64	---	---
Viscosity Index (VI)	Scale	ASTM D2270	156	---	---

SAMPLE IMAGES	method	limit/base	current	history1	history2
Color				no image	no image
Bottom				no image	no image

GRAPHS



Laboratory : WearCheck USA - 501 Madison Ave., Cary, NC 27513
Sample No. : WC06239522 **Received** : 17 Jul 2024
Lab Number : 06239522 **Tested** : 19 Jul 2024
Unique Number : 11128356 **Diagnosed** : 19 Jul 2024 - Jonathan Hester
Test Package : IND 2 (Additional Tests: FT-IR, ICP-NewOil, KV100, PrtCount, VI)

QUALITY OIL AND GAS COMPANY
 203 WEST BROAD AVE
 ROCKINGHAM, NC
 US 28379
 Contact: JASON STROLL
 jstroll@qualityoilandgas.com
 T: (910)997-3101
 F: x:

To discuss this sample report, contact Customer Service at 1-800-237-1369.

* - Denotes test methods that are outside of the ISO 17025 scope of accreditation.

Statements of conformity to specifications are based on the simple acceptance decision rule (JCGM 106:2012)