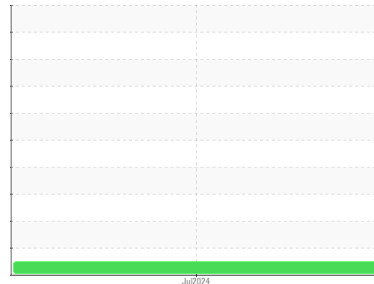




OIL ANALYSIS REPORT

Sample Rating Trend



NORMAL



Machine Id
15W40 ECO-POWER
 Component
New (Unused) Oil
 Fluid
{not provided} (--- GAL)

DIAGNOSIS

Recommendation

This is a baseline read-out on the submitted sample.

SAMPLE INFORMATION		method	limit/base	current	history1	history2
Sample Number	Client Info			WC0865353	---	---
Sample Date	Client Info			15 Jul 2024	---	---
Machine Age	mls	Client Info		0	---	---
Oil Age	mls	Client Info		0	---	---
Oil Changed	Client Info			Not Chngd	---	---
Sample Status				NORMAL	---	---

CONTAMINATION		method	limit/base	current	history1	history2
Water	WC Method			NEG	---	---

WEAR METALS		method	limit/base	current	history1	history2
Iron	ppm	ASTM D5185m		<1	---	---
Chromium	ppm	ASTM D5185m		0	---	---
Nickel	ppm	ASTM D5185m		0	---	---
Titanium	ppm	ASTM D5185m		<1	---	---
Silver	ppm	ASTM D5185m		0	---	---
Aluminum	ppm	ASTM D5185m		<1	---	---
Lead	ppm	ASTM D5185m		0	---	---
Copper	ppm	ASTM D5185m		<1	---	---
Tin	ppm	ASTM D5185m		0	---	---
Vanadium	ppm	ASTM D5185m		0	---	---
Cadmium	ppm	ASTM D5185m		<1	---	---

ADDITIVES		method	limit/base	current	history1	history2
Boron	ppm	ASTM D5185m		<1	---	---
Barium	ppm	ASTM D5185m		0	---	---
Molybdenum	ppm	ASTM D5185m		56	---	---
Manganese	ppm	ASTM D5185m		0	---	---
Magnesium	ppm	ASTM D5185m		1086	---	---
Calcium	ppm	ASTM D5185m		1130	---	---
Phosphorus	ppm	ASTM D5185m		1100	---	---
Zinc	ppm	ASTM D5185m		1415	---	---
Sulfur	ppm	ASTM D5185m		4323	---	---

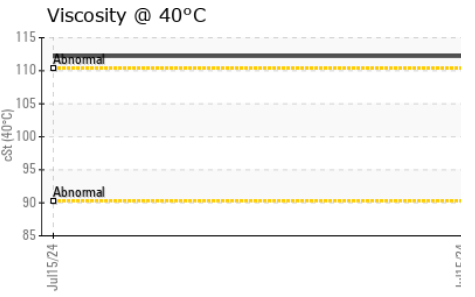
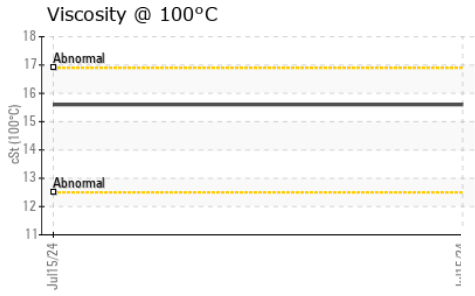

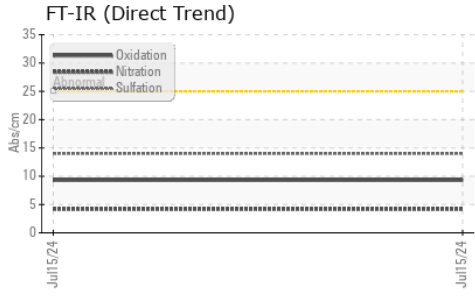
CONTAMINANTS		method	limit/base	current	history1	history2
Silicon	ppm	ASTM D5185m		4	---	---
Sodium	ppm	ASTM D5185m		0	---	---
Potassium	ppm	ASTM D5185m	>20	1	---	---

INFRA-RED		method	limit/base	current	history1	history2
Soot %	%	*ASTM D7844		0	---	---
Nitration	Abs/cm	*ASTM D7624		4.2	---	---
Sulfation	Abs/.1mm	*ASTM D7415		14.0	---	---

FLUID DEGRADATION		method	limit/base	current	history1	history2
Oxidation	Abs/.1mm	*ASTM D7414		9.3	---	---
Base Number (BN)	mg KOH/g	ASTM D2896		8.8	---	---





OIL ANALYSIS REPORT



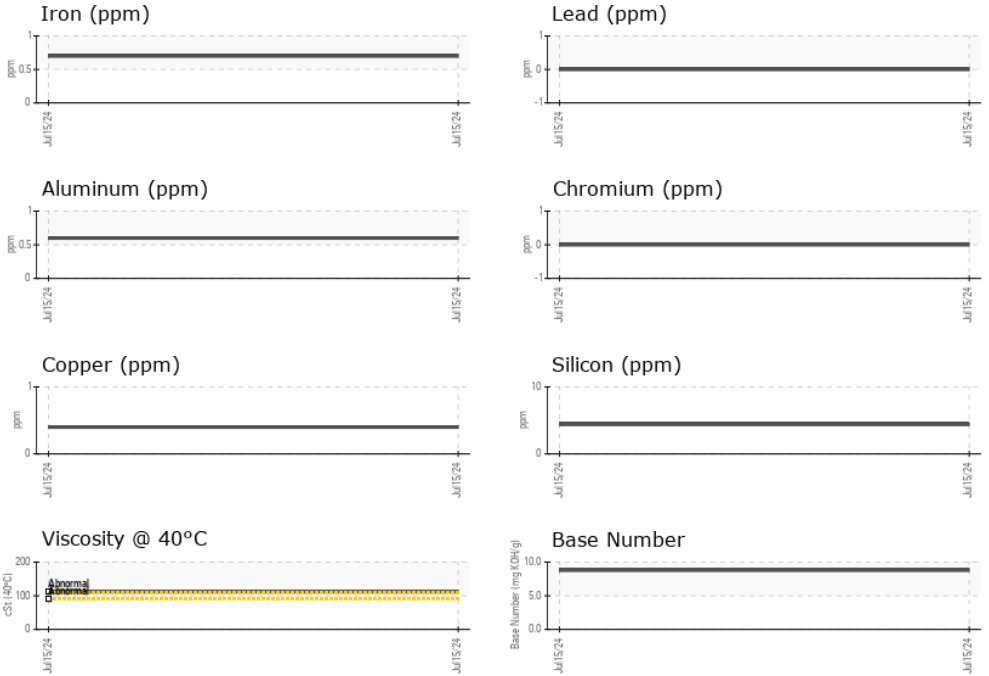
VISUAL	method	limit/base	current	history1	history2	
White Metal	scalar	*Visual	NONE	NONE	---	---
Yellow Metal	scalar	*Visual	NONE	NONE	---	---
Precipitate	scalar	*Visual	NONE	NONE	---	---
Silt	scalar	*Visual	NONE	NONE	---	---
Debris	scalar	*Visual	NONE	NONE	---	---
Sand/Dirt	scalar	*Visual	NONE	NONE	---	---
Appearance	scalar	*Visual	NORML	NORML	---	---
Odor	scalar	*Visual	NORML	NORML	---	---
Emulsified Water	scalar	*Visual		NEG	---	---
Free Water	scalar	*Visual		NEG	---	---

FLUID PROPERTIES	method	limit/base	current	history1	history2
Visc @ 40°C	cSt	ASTM D445	112.2	---	---
Visc @ 100°C	cSt	ASTM D445	15.6	---	---
Viscosity Index (VI)	Scale	ASTM D2270	147	---	---

SAMPLE IMAGES

SAMPLE IMAGES	method	limit/base	current	history1	history2
Color				no image	no image
Bottom				no image	no image

GRAPHS



Laboratory : WearCheck USA - 501 Madison Ave., Cary, NC 27513
Sample No. : WC0865353 **Received** : 17 Jul 2024
Lab Number : **06239524** **Tested** : 19 Jul 2024
Unique Number : 11128358 **Diagnosed** : 19 Jul 2024 - Jonathan Hester
Test Package : MOB 1 (Additional Tests: FT-IR, ICP-NewOil, KV100, TBN, VI)

BAE SYSTEMS
 34201 VAN DYKE AVE
 STERLING HEIGHTS, MI
 US 48312
 Contact: NICHOLAS UPDEGRAFF
 nicholas.updegraff@baesystems.com

To discuss this sample report, contact Customer Service at 1-800-237-1369.
 * - Denotes test methods that are outside of the ISO 17025 scope of accreditation.
 Statements of conformity to specifications are based on the simple acceptance decision rule (JCGM 106:2012)