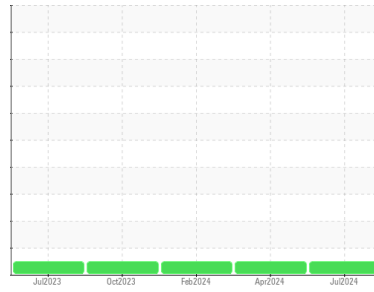




OIL ANALYSIS REPORT

Sample Rating Trend



NORMAL



Area

Preparation-Prep EB MILL

Machine Id

[Preparation-Prep EB MILL] 360014008 - EB MILL MAIN GEARBOX

Component

Main Gearbox

Fluid

SHELL OMALA S2 GX 320 (343 Kg)

DIAGNOSIS

Recommendation

Resample at the next service interval to monitor.

Wear

All component wear rates are normal.

Contamination

There is no indication of any contamination in the oil.

Fluid Condition

The AN level is acceptable for this fluid. The condition of the oil is suitable for further service.

SAMPLE INFORMATION

method	limit/base	current	history1	history2
Sample Number	Client Info	TLC0001985	TLC0001776	TLC0001358
Sample Date	Client Info	11 Jul 2024	11 Apr 2024	01 Feb 2024
Machine Age	hrs	Client Info	0	0
Oil Age	hrs	Client Info	0	0
Oil Changed	Client Info	N/A	N/A	N/A
Sample Status		NORMAL	NORMAL	NORMAL

CONTAMINATION

method	limit/base	current	history1	history2
Water	WC Method	>0.2	NEG	NEG

WEAR METALS

method	limit/base	current	history1	history2	
PQ	ASTM D8184	26	36	26	
Iron	ppm	ASTM D5185m	>200	33	25
Chromium	ppm	ASTM D5185m	>15	0	0
Nickel	ppm	ASTM D5185m	>15	0	<1
Titanium	ppm	ASTM D5185m		0	0
Silver	ppm	ASTM D5185m		0	0
Aluminum	ppm	ASTM D5185m	>25	0	<1
Lead	ppm	ASTM D5185m	>100	0	0
Copper	ppm	ASTM D5185m	>200	1	1
Tin	ppm	ASTM D5185m	>25	0	<1
Vanadium	ppm	ASTM D5185m		0	0
Cadmium	ppm	ASTM D5185m		0	0

ADDITIVES

method	limit/base	current	history1	history2	
Boron	ppm	ASTM D5185m	6.2	1	0
Barium	ppm	ASTM D5185m	0.0	0	0
Molybdenum	ppm	ASTM D5185m	0	0	0
Manganese	ppm	ASTM D5185m		<1	1
Magnesium	ppm	ASTM D5185m	0	0	2
Calcium	ppm	ASTM D5185m	0.0	0	5
Phosphorus	ppm	ASTM D5185m	290	305	269
Zinc	ppm	ASTM D5185m	3.8	<1	11
Sulfur	ppm	ASTM D5185m	8167	16096	15397

CONTAMINANTS

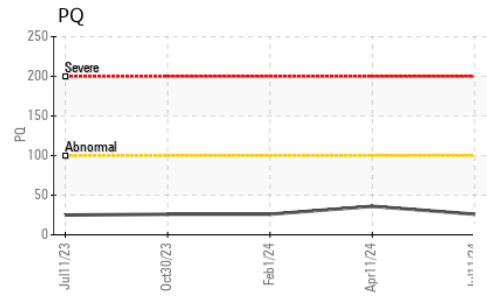
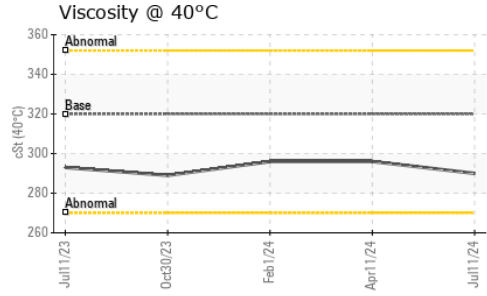
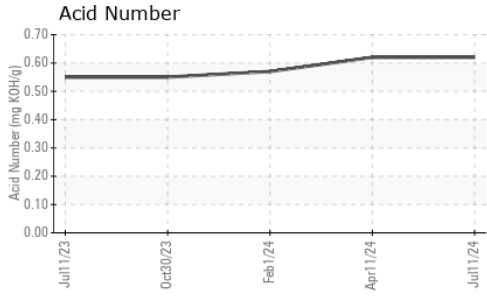
method	limit/base	current	history1	history2	
Silicon	ppm	ASTM D5185m	>50	21	17
Sodium	ppm	ASTM D5185m		2	3
Potassium	ppm	ASTM D5185m	>20	0	3

FLUID DEGRADATION

method	limit/base	current	history1	history2	
Acid Number (AN)	mg KOH/g	ASTM D8045		0.62	0.62




OIL ANALYSIS REPORT



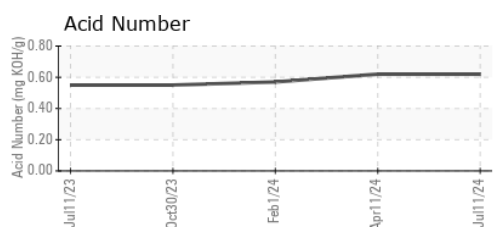
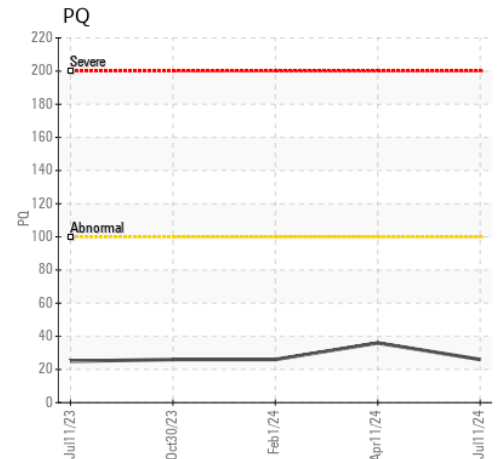
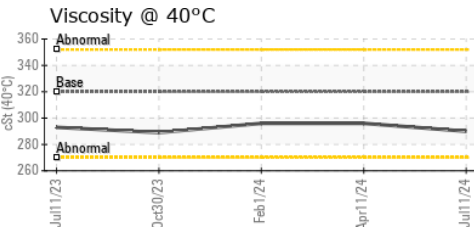
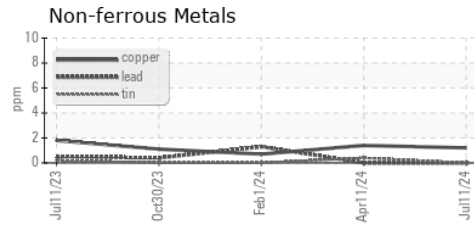
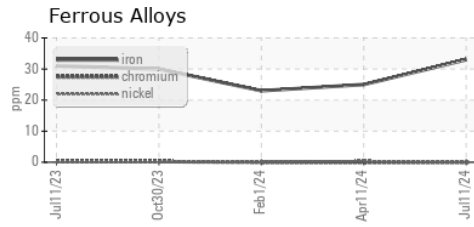
VISUAL	method	limit/base	current	history1	history2
White Metal	scalar	*Visual	NONE	NONE	LIGHT
Yellow Metal	scalar	*Visual	NONE	NONE	NONE
Precipitate	scalar	*Visual	NONE	NONE	NONE
Silt	scalar	*Visual	NONE	NONE	NONE
Debris	scalar	*Visual	NONE	NONE	NONE
Sand/Dirt	scalar	*Visual	NONE	NONE	NONE
Appearance	scalar	*Visual	NORML	NORML	NORML
Odor	scalar	*Visual	NORML	NORML	NORML
Emulsified Water	scalar	*Visual	>0.2	NEG	NEG
Free Water	scalar	*Visual		NEG	NEG

FLUID PROPERTIES	method	limit/base	current	history1	history2
Visc @ 40°C	cSt	ASTM D445	320	290	296

SAMPLE IMAGES	method	limit/base	current	history1	history2
---------------	--------	------------	---------	----------	----------



GRAPHS



Laboratory : WearCheck USA - 501 Madison Ave., Cary, NC 27513
Sample No. : TLC0001985 **Received** : 18 Jul 2024
Lab Number : 06240960 **Tested** : 20 Jul 2024
Unique Number : 11129794 **Diagnosed** : 20 Jul 2024 - Wes Davis
Test Package : PLANT

MICHELIN US 10
 16 BIBB WAY
 ANDERSON, SC
 US 29626

To discuss this sample report, contact Customer Service at 1-800-237-1369.

* - Denotes test methods that are outside of the ISO 17025 scope of accreditation.

Statements of conformity to specifications are based on the simple acceptance decision rule (JCGM 106:2012)

Contact: TERRICK PRESLEY
 terrick.presley@michelin.com
 T: (803)761-8053
 F: