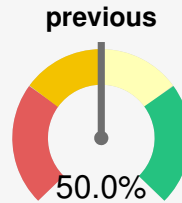
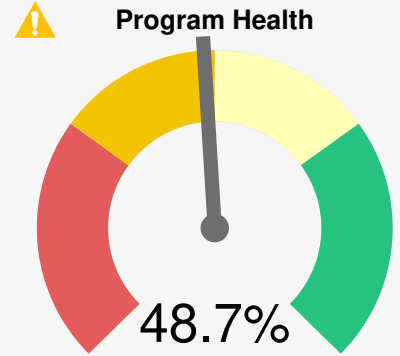
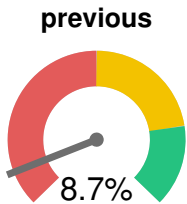
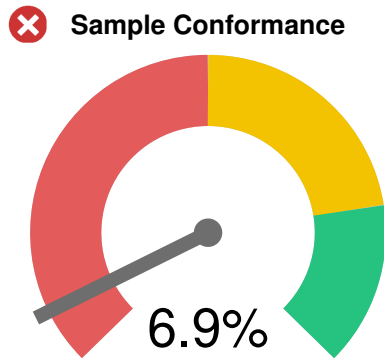


Metric	Score	Target	Mark
Program Health	48.7 %	70.0 %	⚠️ 48.7 %
Sample Conformance	6.9 %	80.0 %	❌ 6.9 %
Fleet Health	70.3 %	75.0 %	⚠️ 70.3 %
Lab Turn-Around	1.4 d	2.0 d	✅ 85.7 %
Sample Latency	13.8 d	4.0 d	❌ 29.7 %
Data Compliance	83.3 %	75.0 %	✅ 83.3 %
On-line Submission	16.3 %	75.0 %	❌ 16.3 %

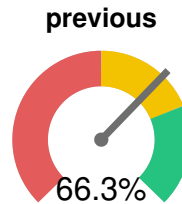
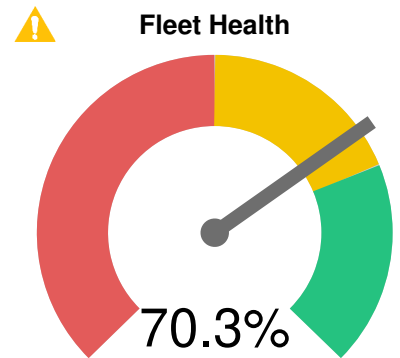
**Program Health**  
Overall score indicating the oil analysis programs compliance to key metrics.



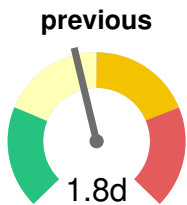
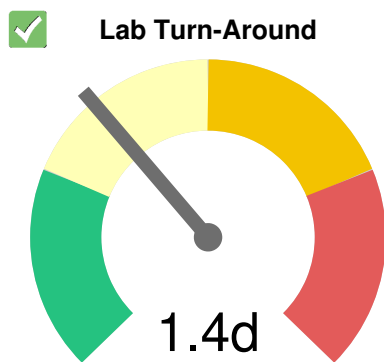
**Sample Conformance**  
The number of machines in your fleet that have been sampled during the current period.



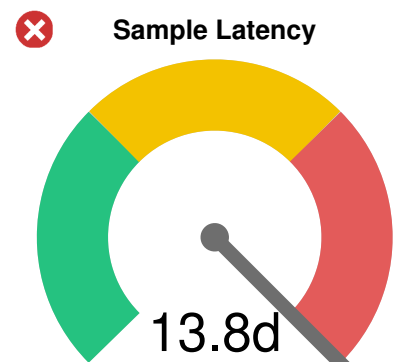
**Fleet Health**  
Measures the number of components in your fleet that have no oil or wear related problems.



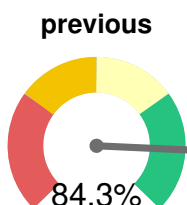
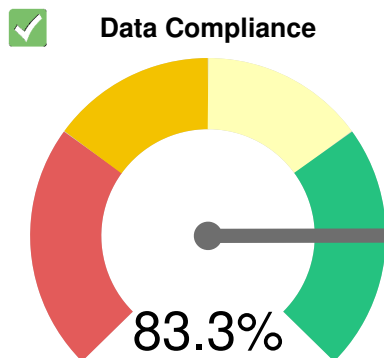
**Lab Turn-Around**  
Time from when the sample arrives at the laboratory until the sample is ready for viewing on-line.



**Sample Latency**  
Indicates the amount of time from when the sample was taken until it arrives at the laboratory for analysis.



**Data Compliance**  
A calculated score given based on the oil sample information provided at the time of sample submission.



**On-line Submission**  
The quantity of oil samples that are entered on-line or using the oil analysis app.

