



# SAMPLE SUBMISSION FORM

## Oil Analysis Laboratories

501 Madison Avenue C8-1175 Appleby Line  
 Cary, NC 27513 Burlington, ON L7L 5H9  
 USA CANADA  
 1-800-237-1369 1-800-268-2131  
 (919) 379-4102 (905) 569-8600  
 Fax (919) 379-4050 Fax (905) 569-8605

WEARCHECK sample kits will be replaced with unused kits if defective in manufacture, labeling, or packaging, or if lost by us or any associate company even though by negligence or other fault.

WEARCHECK shall not be liable or responsible for the future performance or failure of any engine, piece of equipment or material involved in any test or sample. The Company makes no warranties, representations, or guaranties with respect to the performance of any such engine, piece of equipment, or material.

**NOTE 1:** For sample identification, please ensure that you either print labels and place on the sample bottle or that you label the sample cap with the reference number (\*Label) shown below.

**NOTE 2:** Please attach 6 Sample Information Forms (SIFs) as proof of payment for these analysis.

### Shipping Info







Shipped Via:  
 Tracking Number:  
 Shipped On:  
 Submitted By: MICHELLE LITTLE [LESLIE EQUIPMENT COMPANY]

### SAMPLING INSTRUCTIONS AND PRECAUTIONS

For best results we suggest the following precautions when taking the sample.

**INSTRUCTIONS FOR TAKING SAMPLE** - the SAMPLE should not be taken MORE THAN 30 MINUTES after shutdown, and the oil should have been in service for at least 10 hours or 500 miles, before the oil can accurately reflect wear conditions. AVOID CONTAMINATION OF THE SAMPLE - Clean around the drain plug before draining. Remove the drain, and when about half the oil has run out, catch the sample by inserting the bottle into the oil stream. The bottle should be at least 3/4 filled. Do not remove the bottle cap until you are ready to take the sample, and recap the bottle immediately after filling. Take care not to confuse samples from different units. Or, remove sample with a suction pump by inserting the siphon tube down the dipstick tube or into the sump/reservoir. The siphon tube must be clean by either replacement or rinsing with a solvent and drying. Do not rinse with gasoline or diesel fuel. Or, Engines with sample ports (i.e. gauge plugs, probalizer mini-plugs), follow the specific instructions pertaining to the sampling device purchased.

### LESLIE EQUIPMENT COMPANY

	*Label : 360656	Area	Store 8 - Pikeville	Machine Age : 1046.0
	Sample Number : LEC0040432	Machine Id	JOHN DEERE 310E 1DW310EXVNF714534	Fluid Age : 560.0
	Test Package : CONST	Component	Diesel Engine	Filter Age : 560.0
	Sample Date : 06/05/2023	Fluid	JOHN DEERE ENGINE OIL PLUS 50 II 15W40 (9 GAL)	Fluid Maintenance : Changed
				Filter Maintenance : Changed
	*Label : 360657	Area	Store 8 - Pikeville	Machine Age : 1046.0
	Sample Number : LEC0040433	Machine Id	JOHN DEERE 310E 1DW310EXVNF714534	Fluid Age : 1046.0
	Test Package : CONST	Component	Hydraulic System	Filter Age : 1046.0
	Sample Date : 06/05/2023	Fluid	JOHN DEERE HYDRAU (30 GAL)	Fluid Maintenance : Not Changd
				Filter Maintenance : Not Changd
	*Label : 360659	Area	Store 8 - Pikeville	Machine Age : 1046.0
	Sample Number : LEC0040434	Machine Id	JOHN DEERE 310E 1DW310EXVNF714534	Fluid Age : 1046.0
	Test Package : CONST	Component	Transmission (Manual)	Filter Age : 1046.0
	Sample Date : 06/05/2023	Fluid	JOHN DEERE HD SynTran (16 GAL)	Fluid Maintenance : Not Changd
				Filter Maintenance : Not Changd
	*Label : 360660	Area	Store 8 - Pikeville	Machine Age : 1046.0
	Sample Number : LEC0040435	Machine Id	JOHN DEERE 310E 1DW310EXVNF714534	Fluid Age : 1046.0
	Test Package : CONST	Component	Front Axle	Filter Age :
	Sample Date : 06/05/2023	Fluid	JOHN DEERE HY-GARD HYD/TRANS (10 GAL)	Fluid Maintenance : Not Changd
				Filter Maintenance : N/A
	*Label : 360662	Area	Store 8 - Pikeville	Machine Age : 1046.0
	Sample Number : LEC0040436	Machine Id	JOHN DEERE 310E 1DW310EXVNF714534	Fluid Age : 1046.0
	Test Package : CONST	Component	Middle Axle	Filter Age :
	Sample Date : 06/05/2023	Fluid	JOHN DEERE HY-GARD HYD/TRANS (10 GAL)	Fluid Maintenance : Not Changd
				Filter Maintenance : N/A
	*Label : 360665	Area	Store 8 - Pikeville	Machine Age : 1046.0
	Sample Number : LEC0040437	Machine Id	JOHN DEERE 310E 1DW310EXVNF714534	Fluid Age : 1046.0
	Test Package : CONST	Component	Rear Axle	Filter Age :
	Sample Date : 06/05/2023	Fluid	JOHN DEERE HY-GARD HYD/TRANS (10 GAL)	Fluid Maintenance : Not Changd
				Filter Maintenance : N/A