



# SAMPLE SUBMISSION FORM

## Oil Analysis Laboratories

501 Madison Avenue C8-1175 Appleby Line  
 Cary, NC 27513 Burlington, ON L7L 5H9  
 USA CANADA  
 1-800-237-1369 1-800-268-2131  
 (919) 379-4102 (905) 569-8600  
 Fax (919) 379-4050 Fax (905) 569-8605

WEARCHECK sample kits will be replaced with unused kits if defective in manufacture, labeling, or packaging, or if lost by us or any associate company even though by negligence or other fault.

WEARCHECK shall not be liable or responsible for the future performance or failure of any engine, piece of equipment or material involved in any test or sample. The Company makes no warranties, representations, or guaranties with respect to the performance of any such engine, piece of equipment, or material.

**NOTE 1:** For sample identification, please ensure that you either print labels and place on the sample bottle or that you label the sample cap with the reference number (\*Label) shown below.

**NOTE 2:** Please attach 7 Sample Information Forms (SIFs) as proof of payment for these analysis.

### Shipping Info







Shipped Via:  
 Tracking Number:  
 Shipped On:  
 Submitted By: MICHELLE LITTLE [LESLIE EQUIPMENT COMPANY]

### SAMPLING INSTRUCTIONS AND PRECAUTIONS

For best results we suggest the following precautions when taking the sample.

**INSTRUCTIONS FOR TAKING SAMPLE** - the SAMPLE should not be taken MORE THAN 30 MINUTES after shutdown, and the oil should have been in service for at least 10 hours or 500 miles, before the oil can accurately reflect wear conditions. AVOID CONTAMINATION OF THE SAMPLE - Clean around the drain plug before draining. Remove the drain, and when about half the oil has run out, catch the sample by inserting the bottle into the oil stream. The bottle should be at least 3/4 filled. Do not remove the bottle cap until you are ready to take the sample, and recap the bottle immediately after filling. Take care not to confuse samples from different units. Or, remove sample with a suction pump by inserting the siphon tube down the dipstick tube or into the sump/reservoir. The siphon tube must be clean by either replacement or rinsing with a solvent and drying. Do not rinse with gasoline or diesel fuel. Or, Engines with sample ports (i.e. gauge plugs, probalizer mini-plugs), follow the specific instructions pertaining to the sampling device purchased.

### LESLIE EQUIPMENT COMPANY

	*Label : 406413 Sample Number : LEC0040885 Test Package : CONST Sample Date : 10/17/2023	Area : Store 8 - Pikeville Machine Id : JOHN DEERE 950K 1T0950KPLJF338554 Component : Diesel Engine Fluid : JOHN DEERE ENGINE OIL PLUS 50 II 15W40 (7 GAL)	Machine Age : 5080.0 Fluid Age : 314.0 Filter Age : 314.0 Fluid Maintenance : Changed Filter Maintenance : Changed
	*Label : 406414 Sample Number : LEC0040886 Test Package : CONST Sample Date : 10/17/2023	Area : Store 8 - Pikeville Machine Id : JOHN DEERE 950K 1T0950KPLJF338554 Component : Hydraulic System Fluid : JOHN DEERE HYDRAU (23 GAL)	Machine Age : 5080.0 Fluid Age : 2194.0 Filter Age : 726.0 Fluid Maintenance : Not Changd Filter Maintenance : Not Changd
	*Label : 406416 Sample Number : LEC0040887 Test Package : CONST Sample Date : 10/17/2023	Area : Store 8 - Pikeville Machine Id : JOHN DEERE 950K 1T0950KPLJF338554 Component : Transmission (Manual) Fluid : JOHN DEERE HYDRAU (39 GAL)	Machine Age : 5080.0 Fluid Age : 2194.0 Filter Age : 726.0 Fluid Maintenance : Not Changd Filter Maintenance : Not Changd
	*Label : 406417 Sample Number : LEC0040888 Test Package : CONST Sample Date : 10/17/2023	Area : Store 8 - Pikeville Machine Id : JOHN DEERE 950K 1T0950KPLJF338554 Component : Left Inner Final Drive Fluid : JOHN DEERE HY-GARD HYD/TRANS (4 GAL)	Machine Age : 5080.0 Fluid Age : 726.0 Filter Age : Fluid Maintenance : Changed Filter Maintenance : N/A
	*Label : 406418 Sample Number : LEC0040889 Test Package : CONST Sample Date : 10/17/2023	Area : Store 8 - Pikeville Machine Id : JOHN DEERE 950K 1T0950KPLJF338554 Component : Left Outer Final Drive Fluid : JOHN DEERE HY-GARD HYD/TRANS (4 GAL)	Machine Age : 5080.0 Fluid Age : 726.0 Filter Age : Fluid Maintenance : Changed Filter Maintenance : N/A
	*Label : 406420 Sample Number : LEC0040890 Test Package : CONST Sample Date : 10/17/2023	Area : Store 8 - Pikeville Machine Id : JOHN DEERE 950K 1T0950KPLJF338554 Component : Right Inner Final Drive Fluid : JOHN DEERE HY-GARD HYD/TRANS (4 GAL)	Machine Age : 5080.0 Fluid Age : 726.0 Filter Age : Fluid Maintenance : Changed Filter Maintenance : N/A



\*Label : 406421  
Sample Number : LEC0040891  
Test Package : CONST  
Sample Date : 10/17/2023

Area : **Store 8 - Pikeville**  
Machine Id : **JOHN DEERE 950K 1T0950KPLJF338554**  
Component : Right Outer Final Drive  
Fluid : JOHN DEERE HY-GARD HYD/TRANS (4 GAL)

Machine Age : 5080.0  
Fluid Age : 726.0  
Filter Age :  
Fluid Maintenance : Changed  
Filter Maintenance : N/A