



SAMPLE SUBMISSION FORM

Oil Analysis Laboratories

501 Madison Avenue C8-1175 Appleby Line
 Cary, NC 27513 Burlington, ON L7L 5H9
 USA CANADA
 1-800-237-1369 1-800-268-2131
 (919) 379-4102 (905) 569-8600
 Fax (919) 379-4050 Fax (905) 569-8605

WEARCHECK sample kits will be replaced with unused kits if defective in manufacture, labeling, or packaging, or if lost by us or any associate company even though by negligence or other fault.

WEARCHECK shall not be liable or responsible for the future performance or failure of any engine, piece of equipment or material involved in any test or sample. The Company makes no warranties, representations, or guaranties with respect to the performance of any such engine, piece of equipment, or material.

NOTE 1: For sample identification, please ensure that you either print labels and place on the sample bottle or that you label the sample cap with the reference number (*Label) shown below.

NOTE 2: Please attach 8 Sample Information Forms (SIFs) as proof of payment for these analysis.

Shipping Info







Shipped Via: UPS - Ground (3-day)
 Tracking Number: 1Z E33 W24 90 6183 2611
 Shipped On: 06/11/2024
 Submitted By: JUAN MARTINEZ [RTL PACLEASE - 7020 - EI Pao]

SAMPLING INSTRUCTIONS AND PRECAUTIONS

For best results we suggest the following precautions when taking the sample.

INSTRUCTIONS FOR TAKING SAMPLE - the SAMPLE should not be taken MORE THAN 30 MINUTES after shutdown, and the oil should have been in service for at least 10 hours or 500 miles, before the oil can accurately reflect wear conditions. **AVOID CONTAMINATION OF THE SAMPLE** - Clean around the drain plug before draining. Remove the drain, and when about half the oil has run out, catch the sample by inserting the bottle into the oil stream. The bottle should be at least 3/4 filled. Do not remove the bottle cap until you are ready to take the sample, and recap the bottle immediately after filling. Take care not to confuse samples from different units. Or, remove sample with a suction pump by inserting the siphon tube down the dipstick tube or into the sump/reservoir. The siphon tube must be clean by either replacement or rinsing with a solvent and drying. Do not rinse with gasoline or diesel fuel. Or, Engines with sample ports (i.e. gauge plugs, probalizer mini-plugs), follow the specific instructions pertaining to the sampling device purchased.

RTL PACLEASE - 7020 - EI Pao

	*Label : 498575 Sample Number : RPL0021220 Test Package : MOB 1 Sample Date : 06/11/2024	Area : Mattress Liquidators Machine Id : 149-1017 Component : Diesel Engine Fluid : (16)	Machine Age : Fluid Age : Filter Age : Fluid Maintenance : Not Changed Filter Maintenance :
	*Label : 498574 Sample Number : RPL0021162 Test Package : MOB 1 Sample Date : 06/11/2024	Area : RVBF Machine Id : 149-1074 Component : Diesel Engine Fluid : (48)	Machine Age : Fluid Age : Filter Age : Fluid Maintenance : Not Changed Filter Maintenance :
	*Label : 498576 Sample Number : RPL0021222 Test Package : MOB 1 Sample Date : 06/11/2024	Area : Erickson Metals Machine Id : 149-789 Component : Diesel Engine Fluid : (32)	Machine Age : Fluid Age : Filter Age : Fluid Maintenance : Not Changed Filter Maintenance :
	*Label : 498564 Sample Number : RPL0021164 Test Package : MOB 1 Sample Date : 06/05/2024	Area : Valley By Products Machine Id : 149-884 Component : Diesel Engine Fluid : (48)	Machine Age : Fluid Age : 10536.0 Filter Age : 10536.0 Fluid Maintenance : Not Changed Filter Maintenance :
	*Label : 498573 Sample Number : RPL0021161 Test Package : MOB 1 Sample Date : 06/11/2024	Area : Rental Machine Id : 149-903 Component : Diesel Engine Fluid : (48)	Machine Age : Fluid Age : Filter Age : Fluid Maintenance : Not Changed Filter Maintenance :
	*Label : 498567 Sample Number : RPL0021221 Test Package : MOB 1 Sample Date : 06/11/2024	Area : Border Demolition Machine Id : 149-970 Component : PETERBILT Diesel Engine Fluid : (48 QTS)	Machine Age : Fluid Age : Filter Age : Fluid Maintenance : Not Changed Filter Maintenance : Not Changed



*Label : 498565
 Sample Number : RPL0021223
 Test Package : FLEET
 Sample Date : 05/30/2024

Area **Pilot Thomas**
 Machine Id **459-584**
 Component Diesel Engine
 Fluid MOBIL DELVAC 1300 SUPER 15W40 (--- GAL)

Machine Age :
 Fluid Age : 1690.0
 Filter Age : 1690.0
 Fluid Maintenance : Not Changd
 Filter Maintenance :



*Label : 498570
 Sample Number : RPL0021163
 Test Package : FLEET
 Sample Date : 06/11/2024

Area **RVBF**
 Machine Id **PETERBILT 149-999**
 Component Diesel Engine
 Fluid SHELL 15W40 (--- GAL)

Machine Age :
 Fluid Age :
 Filter Age :
 Fluid Maintenance : Not Changd
 Filter Maintenance :