



SAMPLE SUBMISSION FORM

Oil Analysis Laboratories

501 Madison Avenue Cary, NC 27513 USA 1-800-237-1369 (919) 379-4102 Fax (919) 379-4050	C8-1175 Appleby Line Burlington, ON L7L 5H9 CANADA 1-800-268-2131 (905) 569-8600 Fax (905) 569-8605
---	--

WEARCHECK sample kits will be replaced with unused kits if defective in manufacture, labeling, or packaging, or if lost by us or any associate company even though by negligence or other fault.

WEARCHECK shall not be liable or responsible for the future performance or failure of any engine, piece of equipment or material involved in any test or sample. The Company makes no warranties, representations, or guaranties with respect to the performance of any such engine, piece of equipment, or material.

NOTE 1: For sample identification, please ensure that you either print labels and place on the sample bottle or that you label the sample cap with the reference number (*Label) shown below.

NOTE 2: Please attach 11 Sample Information Forms (SIFs) as proof of payment for these analysis.







Shipping Info

Shipped Via:
Tracking Number:
Shipped On:
Submitted By: SEAN BATTITO [ROECHLING MEDICAL GROUP]

SAMPLING INSTRUCTIONS AND PRECAUTIONS

For best results we suggest the following precautions when taking the sample.
INSTRUCTIONS FOR TAKING SAMPLE - the SAMPLE should not be taken MORE THAN 30 MINUTES after shutdown, and the oil should have been in service for at least 10 hours or 500 miles, before the oil can accurately reflect wear conditions.
AVOID CONTAMINATION OF THE SAMPLE - Clean around the drain plug before draining. Remove the drain, and when about half the oil has run out, catch the sample by inserting the bottle into the oil stream. The bottle should be at least 3/4 filled. Do not remove the bottle cap until you are ready to take the sample, and recap the bottle immediately after filling. Take care not to confuse samples from different units.
 Or, remove sample with a suction pump by inserting the siphon tube down the dipstick tube or into the sump/reservoir. The siphon tube must be clean by either replacement or rinsing with a solvent and drying. Do not rinse with gasoline or diesel fuel.
 Or, Engines with sample ports (i.e. gauge plugs, probalizer mini-plugs), follow the specific instructions pertaining to the sampling device purchased.

PRECISION MEDICAL PRODUCTS INC

	*Label : 436701 Sample Number : WC0776329 Test Package : IND 2 Sample Date : 01/09/2024	Machine Id : 004-001-002-0000 Component : Hydraulic System Fluid : {not provided} (--- GAL)	Machine Age : 20.0 Fluid Age : 2.0 Filter Age : 2.0 Fluid Maintenance : Not Changed Filter Maintenance :
	*Label : 436700 Sample Number : WC0888550 Test Package : IND 2 Sample Date : 01/09/2024	Area : GRINDING Machine Id : 004-003-000-0000 - TOOLMATIC CONNULA GRINDER Component : Hydraulic System Fluid : MOBIL DTE 24 (25 GAL)	Machine Age : Fluid Age : 2.0 Filter Age : 2.0 Fluid Maintenance : Not Changed Filter Maintenance :
	*Label : 436706 Sample Number : WC0776320 Test Package : IND 2 Sample Date : 01/09/2024	Machine Id : 022-000-000-0000 (S/N 10273) Component : Hydraulic System Fluid : SHELL TELLUS S3 M 46 (45 GAL)	Machine Age : 20.0 Fluid Age : 2.0 Filter Age : 2.0 Fluid Maintenance : Not Changed Filter Maintenance :
	*Label : 436707 Sample Number : WC0776327 Test Package : IND 2 Sample Date : 01/09/2024	Area : MOLDING 165 Machine Id : 022-005-000-0000 5A (S/N 57582) Component : Hydraulic System Fluid : SHELL TELLUS S3 M 46 (57 GAL)	Machine Age : 20.0 Fluid Age : 2.0 Filter Age : 2.0 Fluid Maintenance : Not Changed Filter Maintenance :
	*Label : 436709 Sample Number : WC0776326 Test Package : IND 2 Sample Date : 01/09/2024	Machine Id : 022-006-000-0000 (S/N 27212) Component : REXROTH Hydraulic System Fluid : SHELL TELLUS S3 M 46 (22 GAL)	Machine Age : 20.0 Fluid Age : 2.0 Filter Age : 2.0 Fluid Maintenance : Not Changed Filter Maintenance :
	*Label : 436710 Sample Number : WC0776325 Test Package : IND 2 Sample Date : 01/09/2024	Machine Id : 022-007-000-0000 (S/N N186) Component : Hydraulic System Fluid : SHELL TELLUS S3 M 46 (20 GAL)	Machine Age : 20.0 Fluid Age : 2.0 Filter Age : 2.0 Fluid Maintenance : Not Changed Filter Maintenance :



*Label : 436711
 Sample Number : WC0776324
 Test Package : IND 2
 Sample Date : 01/09/2024

Machine Id 022-008-000-0000
 Component Hydraulic System
 Fluid SHELL TELLUS S3 M 46 (50 GAL)

Machine Age : 20.0
 Fluid Age : 2.0
 Filter Age : 2.0
 Fluid Maintenance : Not Changd
 Filter Maintenance :



*Label : 436698
 Sample Number : WC0776323
 Test Package : IND 2
 Sample Date : 01/09/2024

Machine Id 022-009-000-0000 (S/N N236)
 Component Hydraulic System
 Fluid SHELL TELLUS S3 M 46 (40 GAL)

Machine Age : 20.0
 Fluid Age : 2.0
 Filter Age : 2.0
 Fluid Maintenance : Not Changd
 Filter Maintenance :



*Label : 436702
 Sample Number : WC0776321
 Test Package : IND 2
 Sample Date : 01/09/2024

Area MOLDING 165
 Machine Id 022-011-000-0000 (S/N 0030)
 Component 180 TON (TR180EH) Hydraulic System
 Fluid SHELL TELLUS S3 M 46 (80 LTR)

Machine Age : 20.0
 Fluid Age : 2.0
 Filter Age : 2.0
 Fluid Maintenance : Not Changd
 Filter Maintenance :



*Label : 436703
 Sample Number : WC0776322
 Test Package : IND 2
 Sample Date : 01/09/2024

Machine Id 022-012-000-0000 (S/N 0024)
 Component Hydraulic System
 Fluid SHELL TELLUS S3 M 46 (37 GAL)

Machine Age : 20.0
 Fluid Age : 2.0
 Filter Age : 2.0
 Fluid Maintenance : Not Changd
 Filter Maintenance :



*Label : 436704
 Sample Number : WC0776328
 Test Package : IND 2
 Sample Date : 01/09/2024

Machine Id MG-094 (S/N 178529)
 Component Hydraulic System
 Fluid SHELL TELLUS S3 M 46 (60 GAL)

Machine Age : 20.0
 Fluid Age : 2.0
 Filter Age : 2.0
 Fluid Maintenance : Not Changd
 Filter Maintenance :