



SAMPLE SUBMISSION FORM

Oil Analysis Laboratories

501 Madison Avenue C8-1175 Appleby Line
 Cary, NC 27513 Burlington, ON L7L 5H9
 USA CANADA
 1-800-237-1369 1-800-268-2131
 (919) 379-4102 (905) 569-8600
 Fax (919) 379-4050 Fax (905) 569-8605

WEARCHECK sample kits will be replaced with unused kits if defective in manufacture, labeling, or packaging, or if lost by us or any associate company even though by negligence or other fault.

WEARCHECK shall not be liable or responsible for the future performance or failure of any engine, piece of equipment or material involved in any test or sample. The Company makes no warranties, representations, or guaranties with respect to the performance of any such engine, piece of equipment, or material.

NOTE 1: For sample identification, please ensure that you either print labels and place on the sample bottle or that you label the sample cap with the reference number (*Label) shown below.

NOTE 2: Please attach 11 Sample Information Forms (SIFs) as proof of payment for these analysis.







Shipping Info

Shipped Via:
 Tracking Number:
 Shipped On:
 Submitted By: CHARLIE CANIPE [114 - ASCENDUM MACHINERY INC - CONCORD]

SAMPLING INSTRUCTIONS AND PRECAUTIONS

For best results we suggest the following precautions when taking the sample.
INSTRUCTIONS FOR TAKING SAMPLE - the SAMPLE should not be taken MORE THAN 30 MINUTES after shutdown, and the oil should have been in service for at least 10 hours or 500 miles, before the oil can accurately reflect wear conditions.
AVOID CONTAMINATION OF THE SAMPLE - Clean around the drain plug before draining. Remove the drain, and when about half the oil has run out, catch the sample by inserting the bottle into the oil stream. The bottle should be at least 3/4 filled. Do not remove the bottle cap until you are ready to take the sample, and recap the bottle immediately after filling. Take care not to confuse samples from different units.
 Or, remove sample with a suction pump by inserting the siphon tube down the dipstick tube or into the sump/reservoir. The siphon tube must be clean by either replacement or rinsing with a solvent and drying. Do not rinse with gasoline or diesel fuel.
 Or, Engines with sample ports (i.e. gauge plugs, probalizer mini-plugs), follow the specific instructions pertaining to the sampling device purchased.

BLYTHE CONSTRUCTION INC

	*Label : 409035 Sample Number : ASC0005343 Test Package : CONST Sample Date : 10/23/2023	Area : (12100135) Blythe Construction CSA - Charlotte Machine Id : VOLVO EW180D 3004292 (S/N 220328) Component : Diesel Engine Fluid : VOLVO VDS-4.5 Premium Motor Oil 15W40 (--- GAL)	Machine Age : 9539.0 Fluid Age : 492.0 Filter Age : Fluid Maintenance : Changed Filter Maintenance : Changed
	*Label : 409041 Sample Number : ASC0005355 Test Package : CONST Sample Date : 10/23/2023	Area : (12100135) Blythe Construction CSA - Charlotte Machine Id : VOLVO EW180D 3004292 (S/N 220328) Component : Front Left Final Drive Fluid : VOLVO SUPER WET BRAKE TRANSAXLE OIL WB102 (--- GAL)	Machine Age : 9539.0 Fluid Age : 9539.0 Filter Age : Fluid Maintenance : Changed Filter Maintenance : N/A
	*Label : 409045 Sample Number : ASC0005344 Test Package : CONST Sample Date : 10/23/2023	Area : (12100135) Blythe Construction CSA - Charlotte Machine Id : VOLVO EW180D 3004292 (S/N 220328) Component : Front Right Final Drive Fluid : VOLVO SUPER WET BRAKE TRANSAXLE OIL WB102 (--- GAL)	Machine Age : 9539.0 Fluid Age : 8528.0 Filter Age : Fluid Maintenance : Changed Filter Maintenance : N/A
	*Label : 409046 Sample Number : ASC0005353 Test Package : CONST Sample Date : 10/23/2023	Area : (12100135) Blythe Construction CSA - Charlotte Machine Id : VOLVO EW180D 3004292 (S/N 220328) Component : Rear Right Final Drive Fluid : VOLVO SUPER WET BRAKE TRANSAXLE OIL WB102 (--- GAL)	Machine Age : 9539.0 Fluid Age : 8528.0 Filter Age : Fluid Maintenance : Changed Filter Maintenance : N/A
	*Label : 409047 Sample Number : ASC0005356 Test Package : CONST Sample Date : 10/23/2023	Area : (12100135) Blythe Construction CSA - Charlotte Machine Id : VOLVO EW180D 3004292 (S/N 220328) Component : Rear Left Final Drive Fluid : VOLVO SUPER WET BRAKE TRANSAXLE OIL WB102 (--- GAL)	Machine Age : 9539.0 Fluid Age : 8528.0 Filter Age : Fluid Maintenance : Changed Filter Maintenance : N/A
	*Label : 409048 Sample Number : ASC0005354 Test Package : CONST Sample Date : 10/23/2023	Area : (12100135) Blythe Construction CSA - Charlotte Machine Id : VOLVO EW180D 3004292 (S/N 220328) Component : Rear Axle Fluid : VOLVO SUPER WET BRAKE TRANSAXLE OIL WB102 (--- GAL)	Machine Age : 9539.0 Fluid Age : 9539.0 Filter Age : Fluid Maintenance : Changed Filter Maintenance : N/A



*Label : 409049
 Sample Number : ASC0005333
 Test Package : CONST
 Sample Date : 10/23/2023

Area (12100135) Blythe Construction CSA - Charlotte
 Machine Id VOLVO EW180D 3004292 (S/N 220328)
 Component Front Axle
 Fluid VOLVO PREMIUM GEAR OIL 85W-140 GL-5 (--- GAL)

Machine Age : 9539.0
 Fluid Age : 8528.0
 Filter Age :
 Fluid Maintenance : Changed
 Filter Maintenance : N/A



*Label : 409051
 Sample Number : ASC0005378
 Test Package : CONST
 Sample Date : 10/23/2023

Area (12100135) Blythe Construction CSA - Charlotte
 Machine Id VOLVO EW180D 3004292 (S/N 220328)
 Component Transmission
 Fluid VOLVO ULTRA DIESEL ENGINE OIL 15W40 VDS-3 (--- GAL)

Machine Age : 9047.0
 Fluid Age : 8036.0
 Filter Age :
 Fluid Maintenance : Not Changd
 Filter Maintenance : N/A



*Label : 409052
 Sample Number : ASC0005360
 Test Package : CONST
 Sample Date : 10/23/2023

Area (12100135) Blythe Construction CSA - Charlotte
 Machine Id VOLVO EW180D 3004292 (S/N 220328)
 Component Coolant
 Fluid VOLVO COOLANT VCS (YELLOW) (--- GAL)

Machine Age : 9047.0
 Fluid Age : 9047.0
 Filter Age :
 Fluid Maintenance : Not Changd
 Filter Maintenance : N/A



*Label : 409053
 Sample Number : ASC0005361
 Test Package : CONST
 Sample Date : 10/23/2023

Area (12100135) Blythe Construction CSA - Charlotte
 Machine Id VOLVO EW180D 3004292 (S/N 220328)
 Component Swing Drive
 Fluid VOLVO PREMIUM GEAR OIL 85W-140 GL-5 (--- GAL)

Machine Age : 9047.0
 Fluid Age : 9047.0
 Filter Age :
 Fluid Maintenance : Not Changd
 Filter Maintenance : N/A



*Label : 409054
 Sample Number : ASC0005362
 Test Package : CONST
 Sample Date : 10/23/2023

Area (12100135) Blythe Construction CSA - Charlotte
 Machine Id VOLVO EW180D 3004292 (S/N 220328)
 Component Hydraulic System
 Fluid VOLVO SUPER HYDRAULIC OIL 46 (--- GAL)

Machine Age : 9047.0
 Fluid Age : 8036.0
 Filter Age :
 Fluid Maintenance : Not Changd
 Filter Maintenance : Not Changd