



SAMPLE SUBMISSION FORM

Oil Analysis Laboratories

501 Madison Avenue C8-1175 Appleby Line
 Cary, NC 27513 Burlington, ON L7L 5H9
 USA CANADA
 1-800-237-1369 1-800-268-2131
 (919) 379-4102 (905) 569-8600
 Fax (919) 379-4050 Fax (905) 569-8605

WEARCHECK sample kits will be replaced with unused kits if defective in manufacture, labeling, or packaging, or if lost by us or any associate company even though by negligence or other fault.

WEARCHECK shall not be liable or responsible for the future performance or failure of any engine, piece of equipment or material involved in any test or sample. The Company makes no warranties, representations, or guaranties with respect to the performance of any such engine, piece of equipment, or material.

NOTE 1: For sample identification, please ensure that you either print labels and place on the sample bottle or that you label the sample cap with the reference number (*Label) shown below.

NOTE 2: Please attach 9 Sample Information Forms (SIFs) as proof of payment for these analysis.

Shipping Info







Shipped Via:
 Tracking Number:
 Shipped On:
 Submitted By: BOBBY LUCKY [WARRIOR TRACTOR AND EQUIPMENT - HUN]

SAMPLING INSTRUCTIONS AND PRECAUTIONS

For best results we suggest the following precautions when taking the sample.

INSTRUCTIONS FOR TAKING SAMPLE - the SAMPLE should not be taken MORE THAN 30 MINUTES after shutdown, and the oil should have been in service for at least 10 hours or 500 miles, before the oil can accurately reflect wear conditions. AVOID CONTAMINATION OF THE SAMPLE - Clean around the drain plug before draining. Remove the drain, and when about half the oil has run out, catch the sample by inserting the bottle into the oil stream. The bottle should be at least 3/4 filled. Do not remove the bottle cap until you are ready to take the sample, and recap the bottle immediately after filling. Take care not to confuse samples from different units. Or, remove sample with a suction pump by inserting the siphon tube down the dipstick tube or into the sump/reservoir. The siphon tube must be clean by either replacement or rinsing with a solvent and drying. Do not rinse with gasoline or diesel fuel. Or, Engines with sample ports (i.e. gauge plugs, probalizer mini-plugs), follow the specific instructions pertaining to the sampling device purchased.

WARRIOR TRACTOR AND EQUIPMENT - HUNTSVILLE

	*Label : 351372	Machine Id	JOHN DEERE 748L II 1DW748LBVNF713415	Machine Age	: 1512.0
	Sample Number : WE0003529	Component	Diesel Engine	Fluid Age	: 100.0
	Test Package : CONST	Fluid	JOHN DEERE ENGINE OIL PLUS 50 II 15W40 (--- GAL)	Filter Age	: 100.0
	Sample Date : 05/11/2023			Fluid Maintenance	:
				Filter Maintenance	: Not Changd
	*Label : 351374	Machine Id	JOHN DEERE 748L II 1DW748LBVNF713415	Machine Age	: 1512.0
	Sample Number : WE0003532	Component	JOHN DEERE 748L II Brake	Fluid Age	: 1512.0
	Test Package : MOB 1	Fluid	(27 Oz)	Filter Age	: 1512.0
	Sample Date : 05/11/2023			Fluid Maintenance	: N/A
				Filter Maintenance	: N/A
	*Label : 351375	Machine Id	JOHN DEERE 748L II 1DW748LBVNF713415	Machine Age	: 1512.0
	Sample Number : WE0003536	Component	Drain Hydraulic System	Fluid Age	: 1512.0
	Test Package : MOB 1	Fluid	(33 GAL)	Filter Age	: 1512.0
	Sample Date : 05/11/2023			Fluid Maintenance	: N/A
				Filter Maintenance	: N/A
	*Label : 351376	Machine Id	JOHN DEERE 748L II 1DW748LBVNF713415	Machine Age	: 1512.0
	Sample Number : WE0003533	Component	JOHN DEERE 748L II Drain Transmission	Fluid Age	: 1512.0
	Test Package : MOB 1	Fluid	(15 GAL)	Filter Age	: 1512.0
	Sample Date : 05/11/2023			Fluid Maintenance	: N/A
				Filter Maintenance	: N/A
	*Label : 351378	Machine Id	JOHN DEERE 748L II 1DW748LBVNF713415	Machine Age	: 1512.0
	Sample Number : WE0003531	Component	JOHN DEERE 748L II Front Differential	Fluid Age	: 1512.0
	Test Package : MOB 1	Fluid	(28 GAL)	Filter Age	: 1512.0
	Sample Date : 05/11/2023			Fluid Maintenance	: N/A
				Filter Maintenance	: N/A
	*Label : 351379	Machine Id	JOHN DEERE 748L II 1DW748LBVNF713415	Machine Age	: 1512.0
	Sample Number : WE0003534	Component	JOHN DEERE 748L II Rear Differential	Fluid Age	: 1512.0
	Test Package : MOB 1	Fluid	(28 GAL)	Filter Age	: 1512.0
	Sample Date : 05/11/2023			Fluid Maintenance	: N/A
				Filter Maintenance	: N/A



*Label : 351380
 Sample Number : WE0003535
 Test Package : MOB 1
 Sample Date : 05/11/2023

Machine Id JOHN DEERE 748L II 1DW748LBVNF713415
 Component Tank Diesel Exhaust Fluid (DEF)
 Fluid (3 GAL)

Machine Age : 1512.0
 Fluid Age : 1512.0
 Filter Age : 1512.0
 Fluid Maintenance : N/A
 Filter Maintenance : N/A



*Label : 351381
 Sample Number : WE0003539
 Test Package : MOB 1
 Sample Date : 05/11/2023

Machine Id JOHN DEERE 748L II 1DW748LBVNF713415
 Component JOHN DEERE Tank Radiator Coolant
 Fluid (10 GAL)

Machine Age : 1512.0
 Fluid Age : 1512.0
 Filter Age : 1512.0
 Fluid Maintenance : N/A
 Filter Maintenance : N/A



*Label : 351382
 Sample Number : WE0003538
 Test Package : MOB 1
 Sample Date : 05/11/2023

Machine Id JOHN DEERE 748L II 1DW748LBVNF713415
 Component JOHN DEERE 748L-II Tank Winch
 Fluid (12 GAL)

Machine Age : 1512.0
 Fluid Age : 1512.0
 Filter Age : 1512.0
 Fluid Maintenance : N/A
 Filter Maintenance : N/A