



SAMPLE SUBMISSION FORM

Oil Analysis Laboratories

501 Madison Avenue C8-1175 Appleby Line
 Cary, NC 27513 Burlington, ON L7L 5H9
 USA CANADA
 1-800-237-1369 1-800-268-2131
 (919) 379-4102 (905) 569-8600
 Fax (919) 379-4050 Fax (905) 569-8605

WEARCHECK sample kits will be replaced with unused kits if defective in manufacture, labeling, or packaging, or if lost by us or any associate company even though by negligence or other fault.

WEARCHECK shall not be liable or responsible for the future performance or failure of any engine, piece of equipment or material involved in any test or sample. The Company makes no warranties, representations, or guaranties with respect to the performance of any such engine, piece of equipment, or material.

NOTE 1: For sample identification, please ensure that you either print labels and place on the sample bottle or that you label the sample cap with the reference number (*Label) shown below.

NOTE 2: Please attach 6 Sample Information Forms (SIFs) as proof of payment for these analysis.

Shipping Info







Shipped Via:
 Tracking Number:
 Shipped On:
 Submitted By: BOBBY LUCKY [WARRIOR TRACTOR AND EQUIPMENT - HUN]

SAMPLING INSTRUCTIONS AND PRECAUTIONS

For best results we suggest the following precautions when taking the sample.

INSTRUCTIONS FOR TAKING SAMPLE - the SAMPLE should not be taken MORE THAN 30 MINUTES after shutdown, and the oil should have been in service for at least 10 hours or 500 miles, before the oil can accurately reflect wear conditions. AVOID CONTAMINATION OF THE SAMPLE - Clean around the drain plug before draining. Remove the drain, and when about half the oil has run out, catch the sample by inserting the bottle into the oil stream. The bottle should be at least 3/4 filled. Do not remove the bottle cap until you are ready to take the sample, and recap the bottle immediately after filling. Take care not to confuse samples from different units. Or, remove sample with a suction pump by inserting the siphon tube down the dipstick tube or into the sump/reservoir. The siphon tube must be clean by either replacement or rinsing with a solvent and drying. Do not rinse with gasoline or diesel fuel. Or, Engines with sample ports (i.e. gauge plugs, probalizer mini-plugs), follow the specific instructions pertaining to the sampling device purchased.

WARRIOR TRACTOR AND EQUIPMENT - HUNTSVILLE

	*Label : 462853	Machine Id	JOHN DEERE 1DW644PATNLZ216658	Machine Age : 500.0
	Sample Number : WE0006681	Component	JOHN DEERE Oil Filter Diesel Engine	Fluid Age : 2024.0
	Test Package : MOB 1	Fluid	(8 GAL)	Filter Age : 500.0
	Sample Date : 03/20/2024			Fluid Maintenance : Changed
				Filter Maintenance : Changed
	*Label : 463014	Machine Id	JOHN DEERE 1DW644PATNLZ216658	Machine Age : 2024.0
	Sample Number : WE0006677	Component	JOHN DEERE JOHN DEERE Brake	Fluid Age : 2024.0
	Test Package : MOB 1	Fluid	(2 GAL)	Filter Age : 2024.0
	Sample Date : 03/20/2024			Fluid Maintenance : Not Changd
				Filter Maintenance : None
	*Label : 463097	Machine Id	JOHN DEERE 1DW644PATNLZ216658	Machine Age : 2024.0
	Sample Number : WE0006676	Component	JOHN DEERE JOHN DEERE Rear Differential	Fluid Age : 2024.0
	Test Package : MOB 1	Fluid	(2)	Filter Age : 2024.0
	Sample Date : 03/20/2024			Fluid Maintenance : Not Changd
				Filter Maintenance : Not Changd
	*Label : 463104	Machine Id	JOHN DEERE 1DW644PATNLZ216658	Machine Age : 3.0
	Sample Number : WE0006678	Component	JOHN DEERE JOHN DEERE Front Differential	Fluid Age : 2024.0
	Test Package : MOB 1	Fluid	(8)	Filter Age : 2024.0
	Sample Date : 03/20/2024			Fluid Maintenance :
				Filter Maintenance :
	*Label : 463115	Machine Id	JOHN DEERE 1DW644PATNLZ216658	Machine Age : 2024.0
	Sample Number : WE0006680	Component	JOHN DEERE JOHN DEERE Tank Hydraulic System	Fluid Age : 2024.0
	Test Package : MOB 1	Fluid	(8 GAL)	Filter Age : 2024.0
	Sample Date : 03/20/2024			Fluid Maintenance :
				Filter Maintenance :
	*Label : 463126	Machine Id	JOHN DEERE 1DW644PATNLZ216658	Machine Age : 2024.0
	Sample Number : WE0006679	Component	JOHN DEERE JOHN DEERE Case Drain Transmission (Auto)	Fluid Age : 2024.0
	Test Package : MOB 1	Fluid	(5 GAL)	Filter Age : 2024.0
	Sample Date : 03/20/2024			Fluid Maintenance :
				Filter Maintenance :