

# OIL SAMPLING TAG

Area

**ELEVATOR**

Machine ID

**[ELEVATOR] MTET014 TRANSER LEG**

Component

**Gearbox**



# OIL SAMPLING TAG

Area

**ELEVATOR**

Machine ID

**[ELEVATOR] MTST040 STEEL BIN RECLAIM DRAG**

Component

**Gearbox**



# OIL SAMPLING TAG

Area

**ELEVATOR**

Machine ID

**[ELEVATOR] MTST600 TOP FILL DRAG #3**

Component

**Gearbox**



# OIL SAMPLING TAG

Area


**ELEVATOR**

Machine ID

**[ELEVATOR] MTU107 CLEANING LEG**

Component

**Gearbox**



# OIL SAMPLING TAG

Area

**ELEVATOR**

Machine ID

**[ELEVATOR] MTU260 BLENDING DRAG**

Component

**Gearbox**



# OIL SAMPLING TAG

Area

**ELEVATOR**

Machine ID

**[ELEVATOR] MTU261 ANNEX BLENDING DRAG**

Component

**Gearbox**



# OIL SAMPLING TAG

Area

**ELEVATOR**

Machine ID

**[ELEVATOR] MTV105A RECEIVING LEG A - DRIVE**

Component

**Gearbox**



# OIL SAMPLING TAG

Area


**ELEVATOR**

Machine ID

**[ELEVATOR] MTV105B RECEIVING LEG B - DRIVE**

Component

**Gearbox**





# OIL SAMPLING TAG

Area


**ELEVATOR**

Machine ID

**[ELEVATOR] MTV125 TOP FILL DRAG #1**

Component

**Gearbox**



# OIL SAMPLING TAG

Area

**ELEVATOR**

Machine ID

**[ELEVATOR] MTV126 TOP FILL DRAG #2**

Component

**Gearbox**

